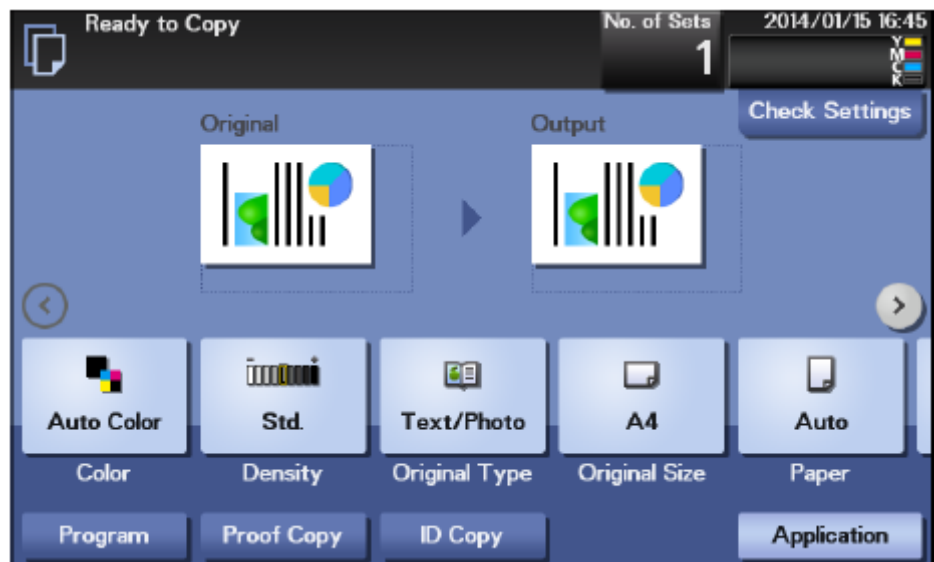


bizhub c3850FS

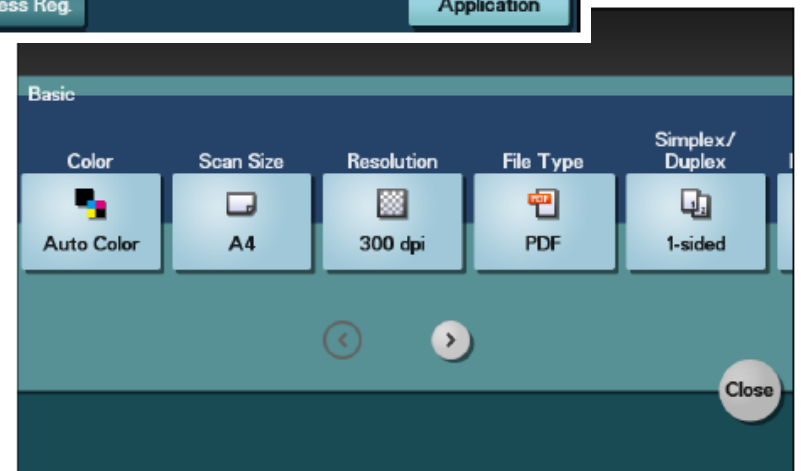
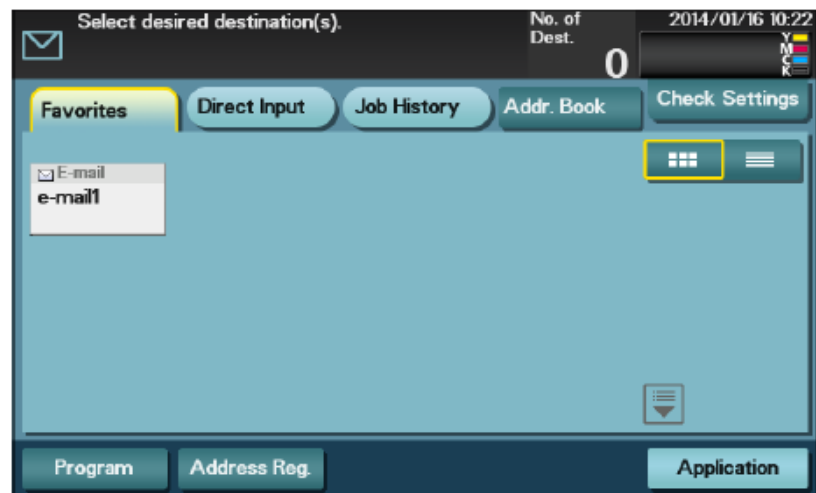
COPYING

- Select the **Copy** button from the main **Menu**
- Select the features you wish to change/use
- Select **Application** to program additional features
- Select the **10Keypad** button (or press on **No. of Sets** on screen) for quantity
- Press Start



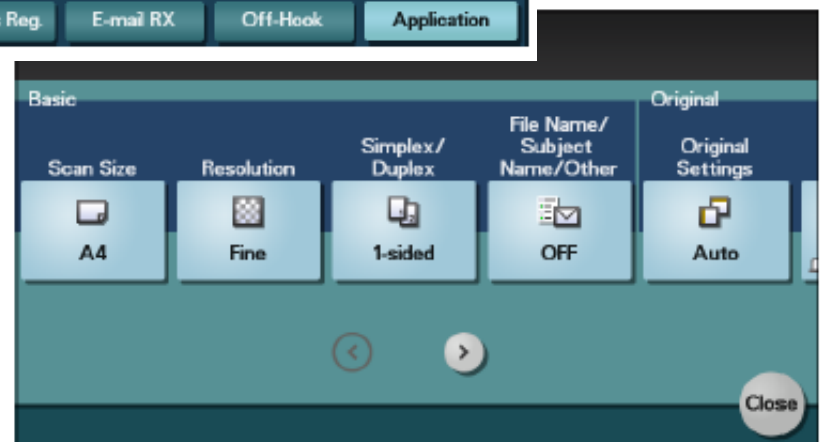
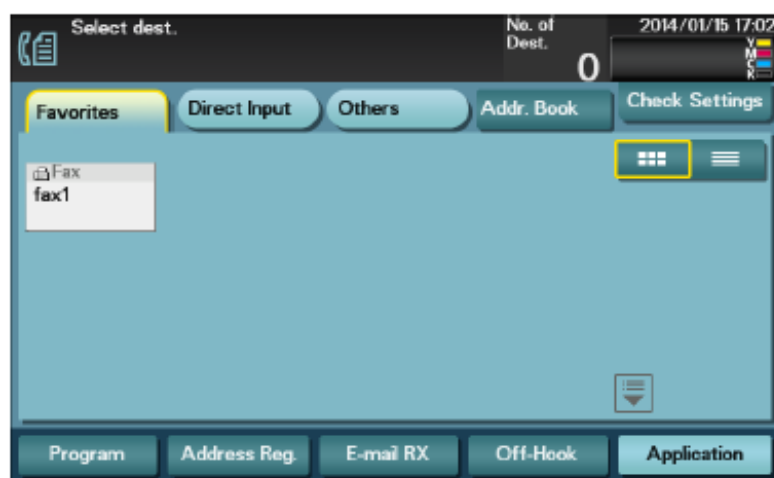
EMAILING

- Select the **Scan to Email** button from the main **Menu**
- Select **Application** to program the features you wish to change/use
- To search the TRU directory for your email address, tap **Addr. Book**, then **LDAP**
- Tap **Address Search LDAP**
- Type in a keyword (name) then tap **Search**
- Select your name from the search results
- OR if programmed: Select your name from **Favorites** or **Addr. Book**
- Press Start



FAXING

- Select the **Fax** button on the main **Menu**
- Select **Application** to program the features you wish to change/use
- Select a fax location from the **Favorite** screen or from the **Address Book**
- OR: Select **Direct Input**, then **Fax** and manually type in the fax number
- Press Start



* If you have any questions or require assistance with features or applications:
Please Call: **1-800-263-4410** or Email: service@bt.konicaminolta.ca