



Institutional Report

Total Response Count

19,734

Survey Responses by Campus

Campus	Count	Percent
Kamloops	19,172	97%
Williams Lake	562	3%

Survey Responses by Division

Division	Count	Percent
Faculty of Adventure, Culinary Arts and Tourism	894	5%
Faculty of Arts	4,390	22%
Faculty of Education and Social Work	2,098	11%
Faculty of Law	924	5%
Faculty of Science	4,993	25%
Faculty of Student Development	135	1%
School of Business and Economics	4,580	23%
School of Nursing	1,522	8%
School of Trades and Technology	198	1%

Survey Responses by Department

Department	Count	Percent
Accounting & Finance	1,369	7%
Adventure Studies	245	1%
Agricultural Related	624	3%
Allied Health	475	2%
Arch, Digi Art, Electron & Eng	139	1%
Biological Sciences	1,188	6%
Computing Science	582	3%
Construction Trades	157	1%
Cooperative & Career Education	65	0%
Counselling	70	0%
Culinary Arts & Retail Meat	92	0%
EC, Elementary & Physical Ed	700	4%
Economics	870	4%
English & Modern Languages	1,107	6%
English as Second or Add Lang	458	2%
Geography & Environmental Studies	242	1%
Health Care Assistant	377	2%
Human Enterprise & Innovation	862	4%
Journalism, Comm & New Media	751	4%

Law	924	5%
Management, Information & Supply Chain	607	3%
Marketing & International Business	872	4%
Mathematics and Statistics	647	3%
Mechanical and Welding Trades	41	0%
Natural Resource Sciences	414	2%
Nursing	1,145	6%
Philosophy, History & Politics	716	4%
Physical Sciences	910	5%
Psychology	610	3%
Science Undeclared	14	0%
Social Work and Human Service	530	3%
Sociology and Anthropology	643	3%
Tourism Management	557	3%
University & Employment Prep	410	2%
Visual and Performing Arts	321	2%

Survey Responses by Course Level

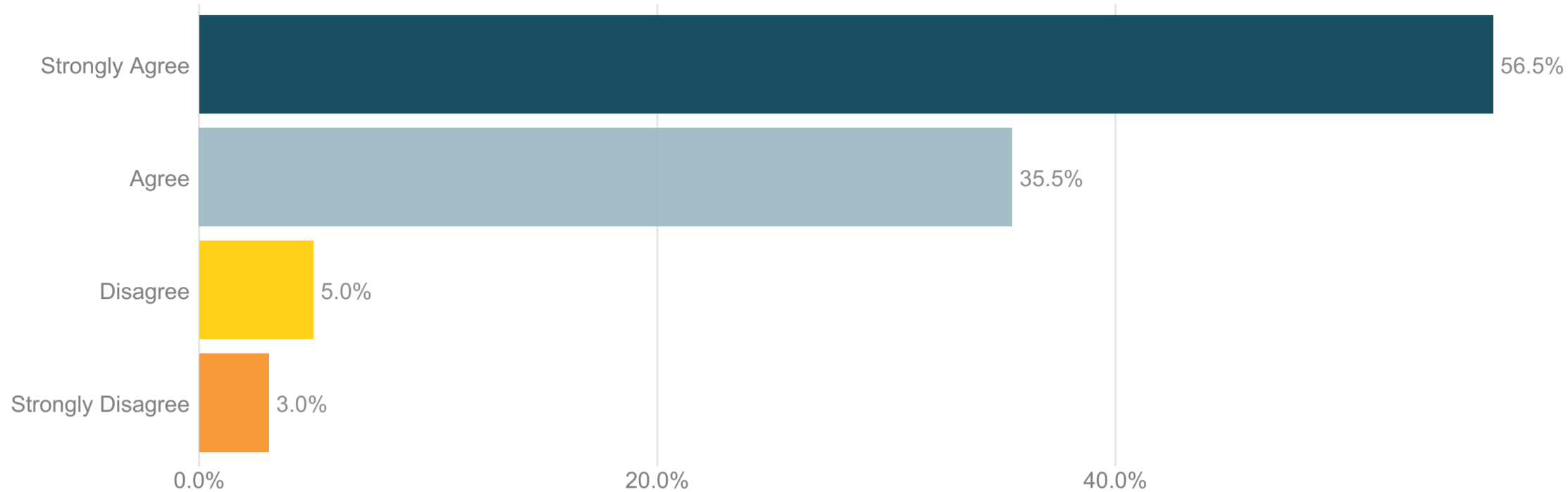
Course Level	Count	Percent
1000	6,668	34%
2000	5,102	26%
3000	4,519	23%
4000	1,844	9%
5000	514	3%
6000	236	1%
Preparatory	851	4%

Part A. Senate Questions

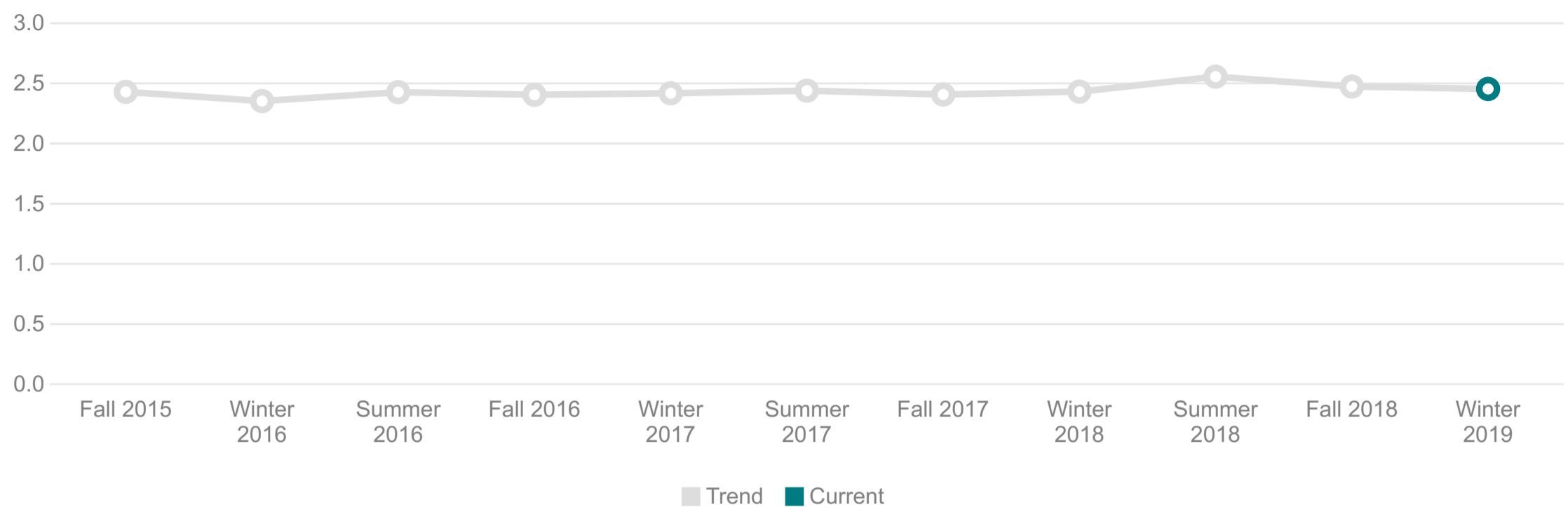
Administered to all courses.

0 = Strongly Disagree, 1 = Disagree, 2 = Agree, 3 = Strongly Agree

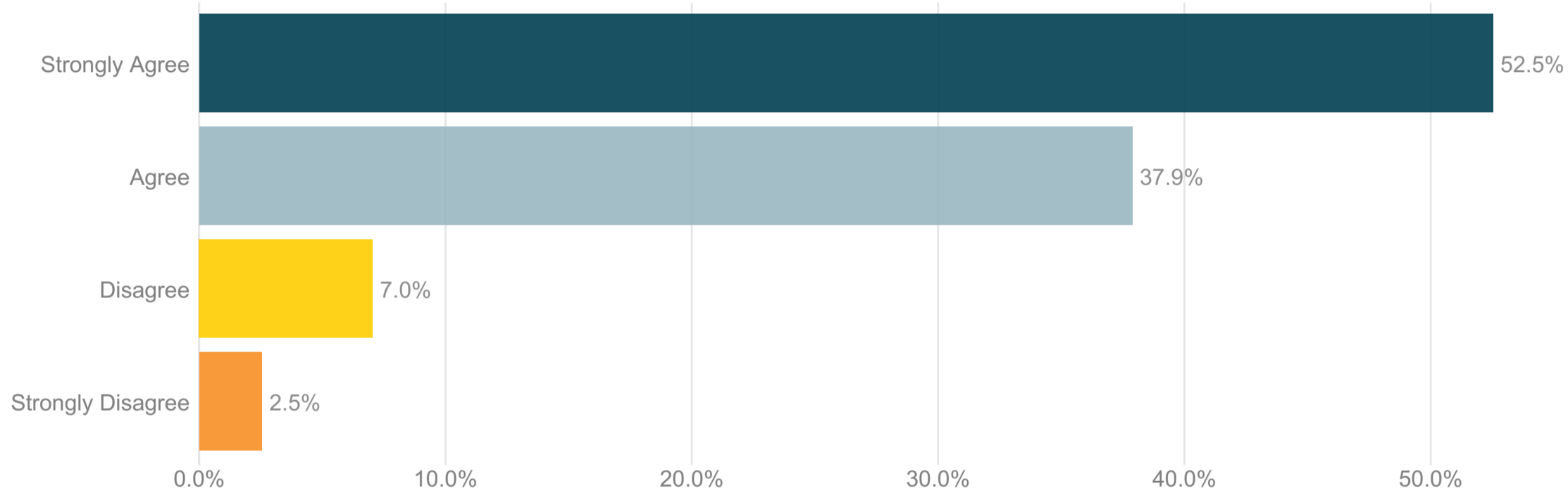
A1. The course was a valuable learning experience for me. **19,080** Responses



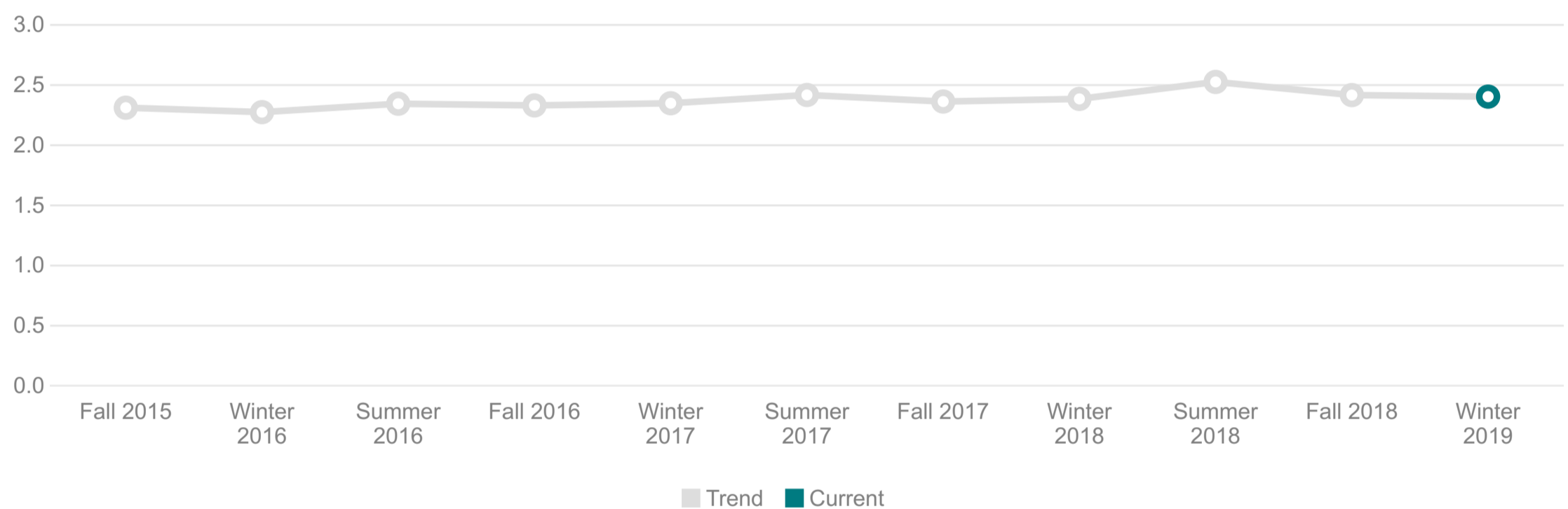
A1. Overall Score by Course Term



A2. The course challenged me to do my best work. **19,019** Responses

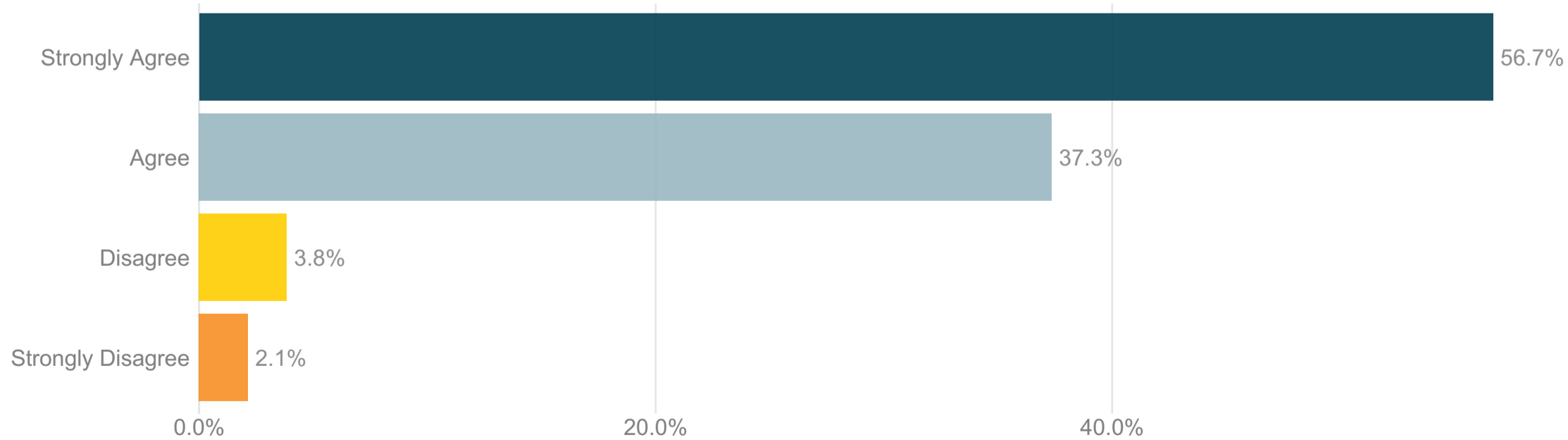


A2. Overall Score by Course Term

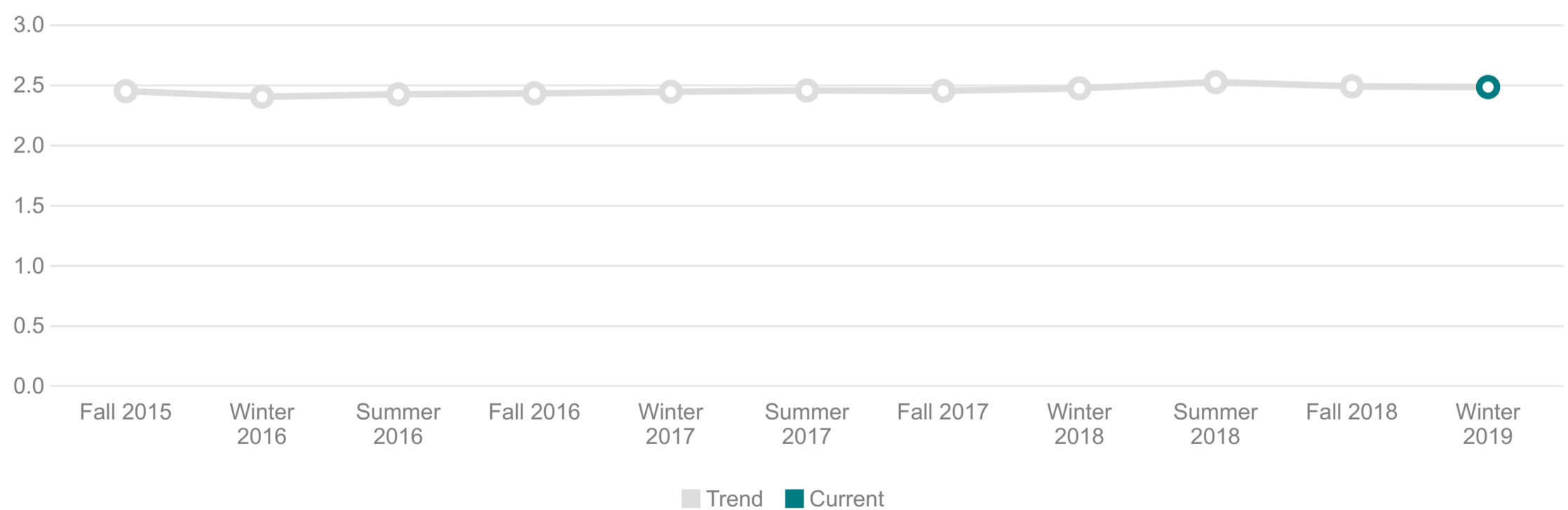


A3. I think the course content reflected the learning outcomes, as stated in the course outline.

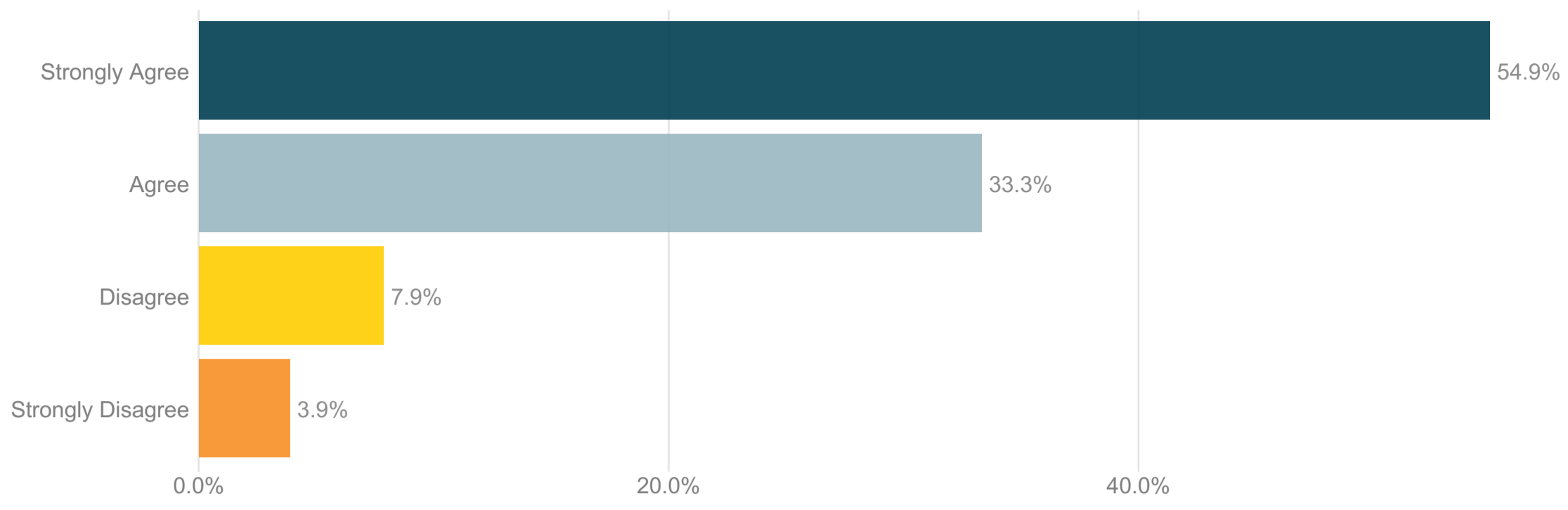
19,007 Responses



A3. Overall Score by Course Term



A4. The course experience increased my appreciation for the subject matter. **19,029** Responses



A4. Overall Score by Course Term

