



Institutional Report

Total Response Count

18,215

Survey Responses by Campus

Campus	Count	Percent
Kamloops	17,623	97%
Williams Lake	592	3%

Survey Responses by Division

Division	Count	Percent
Faculty of Adventure, Culinary Arts and Tourism	780	4%
Faculty of Arts	3,826	21%
Faculty of Education and Social Work	2,308	13%
Faculty of Law	933	5%
Faculty of Science	4,758	26%
Faculty of Student Development	113	1%
School of Business and Economics	3,375	19%
School of Nursing	1,647	9%
School of Trades and Technology	475	3%

Survey Responses by Department

Department	Count	Percent
Accounting & Finance	889	5%
Adventure Studies	198	1%
Agricultural Related	434	2%
Allied Health	554	3%
Arch, Digi Art, Electron & Eng	155	1%
Biological Sciences	1,166	6%
Computing Science	478	3%
Construction Trades	345	2%
Cooperative & Career Education	86	0%
Counselling	27	0%
Culinary Arts & Retail Meat	84	0%
EC, Elementary & Physical Ed	603	3%
Economics	620	3%
English & Modern Languages	873	5%
English as Second or Add Lang	754	4%
Geography & Environmental Studies	266	1%
Graduate - SoBE	273	1%
Health Care Assistant	570	3%
Human Enterprise & Innovation	701	4%

Journalism, Comm & New Media	678	4%
Law	933	5%
Management, Information & Supply Chain	337	2%
Marketing & International Business	555	3%
Masters of Science	30	0%
Mathematics and Statistics	574	3%
Mechanical and Welding Trades	130	1%
Natural Resource Sciences	449	2%
Nursing	1,077	6%
Philosophy, History & Politics	672	4%
Physical Sciences	918	5%
Psychology	604	3%
Social Work and Human Service	499	3%
Sociology and Anthropology	419	2%
Tourism Management	498	3%
University & Employment Prep	452	2%
Visual and Performing Arts	314	2%

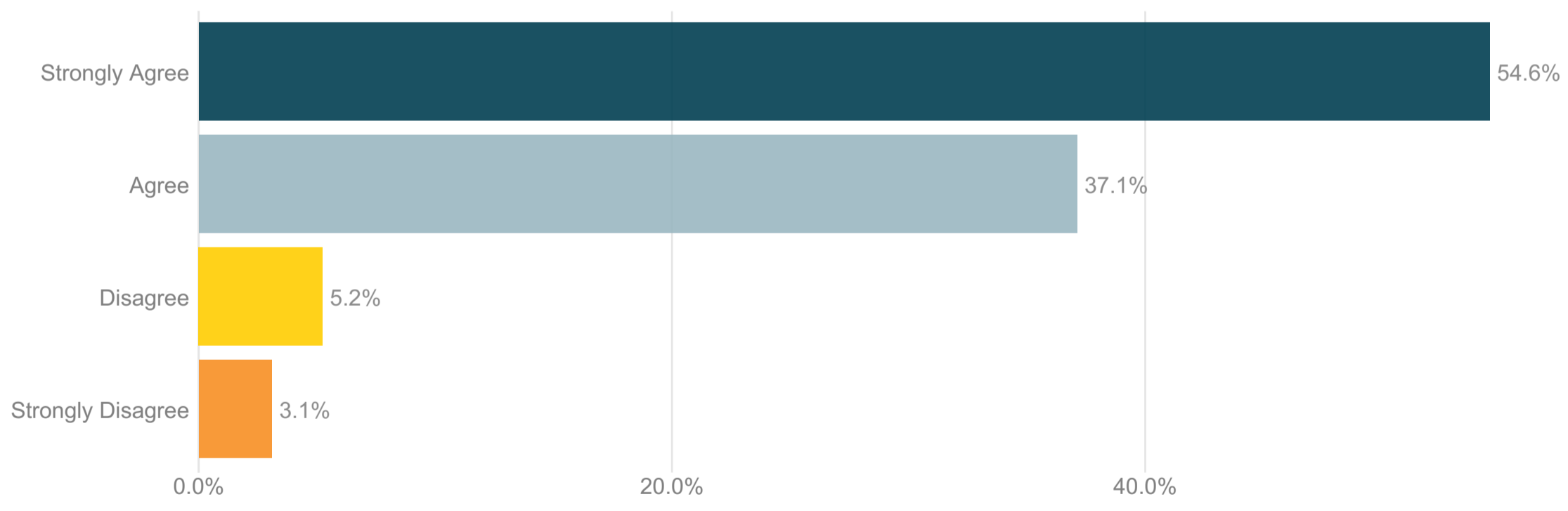
Survey Responses by Course Level

Course Level	Count	Percent
1000	6,200	34%
2000	4,735	26%
3000	4,048	22%
4000	1,477	8%
5000	370	2%
6000	197	1%
Preparatory	1,188	7%

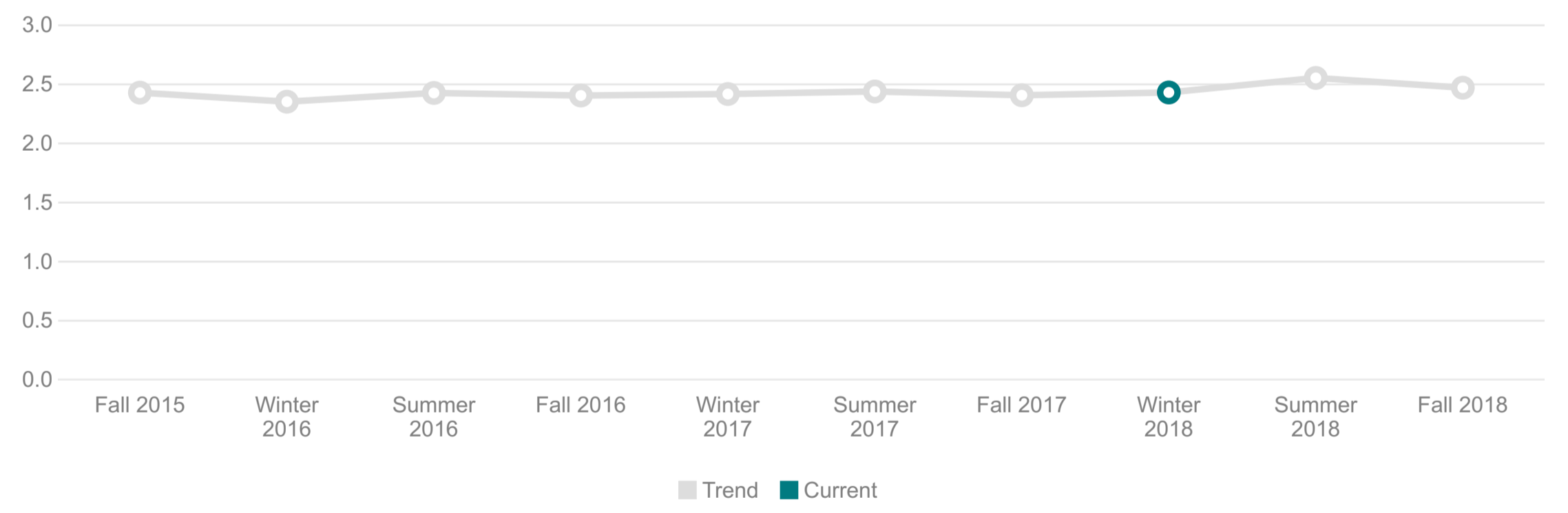
Part A. Senate Questions

Administered to all courses.
 0 = Strongly Disagree, 1 = Disagree, 2 = Agree, 3 = Strongly Agree

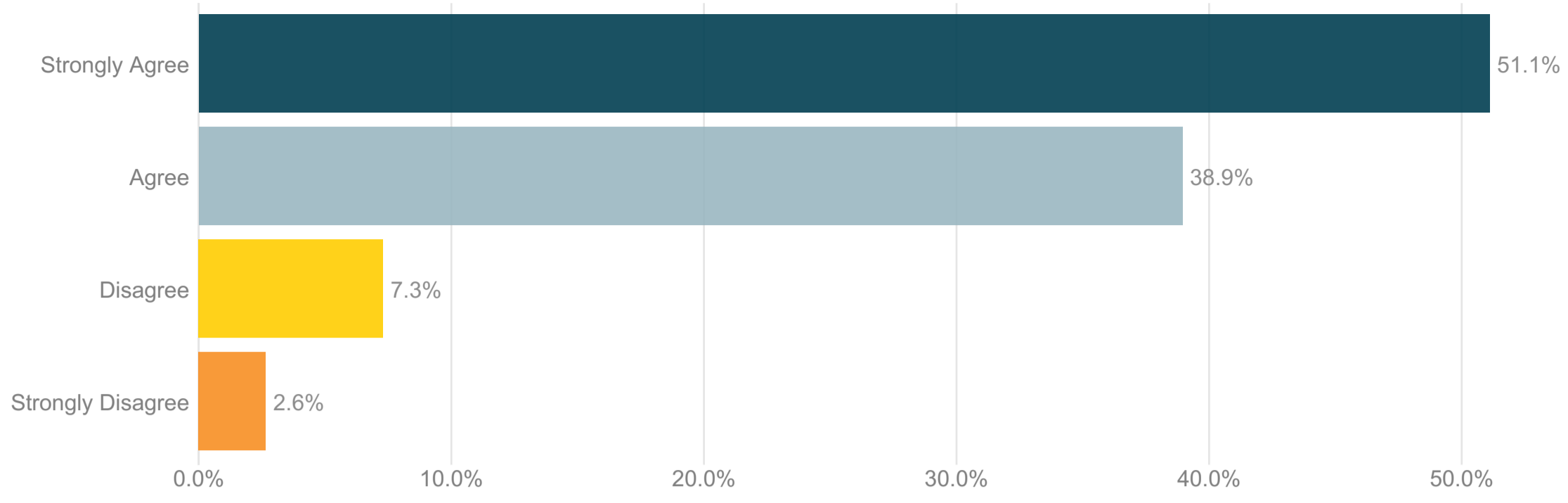
A1. The course was a valuable learning experience for me. **17293** Responses



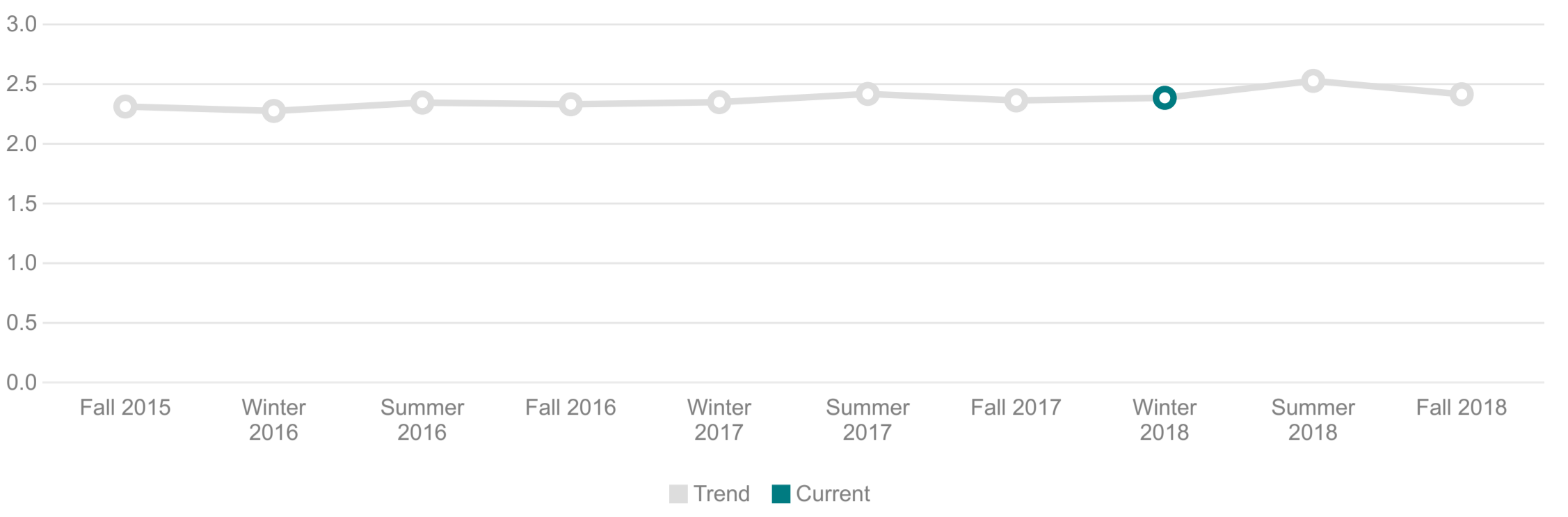
A1. Overall Score by Course Term



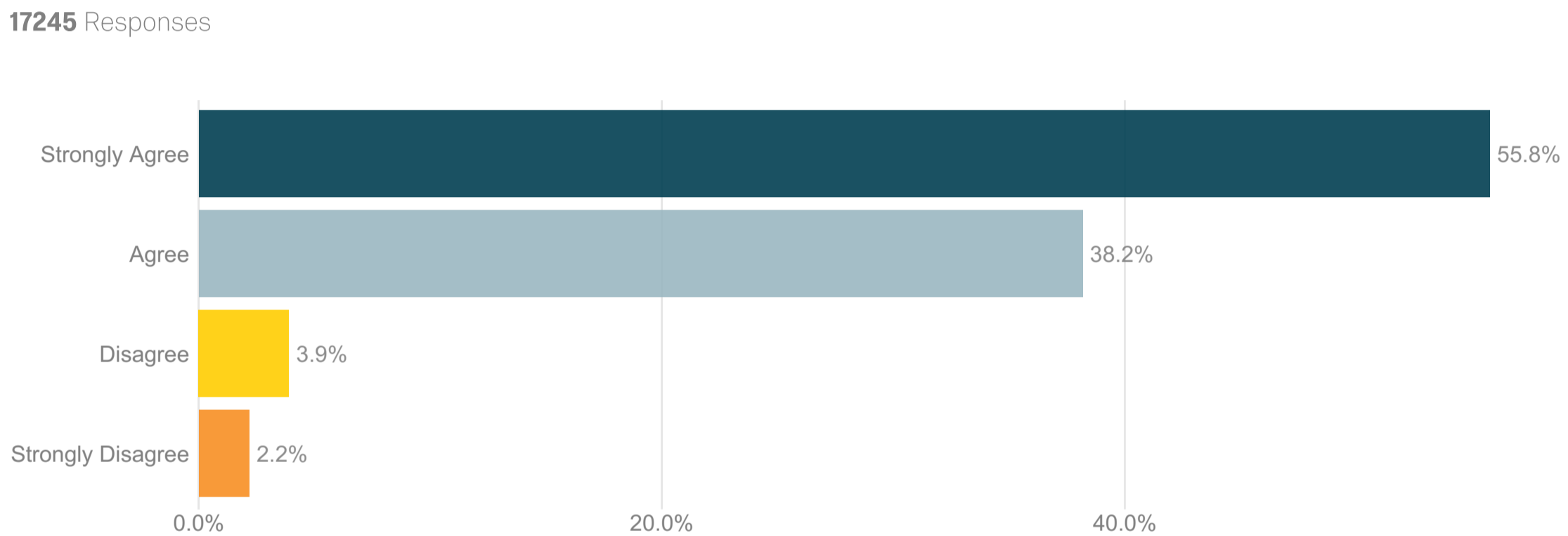
A2. The course challenged me to do my best work. **17253** Responses



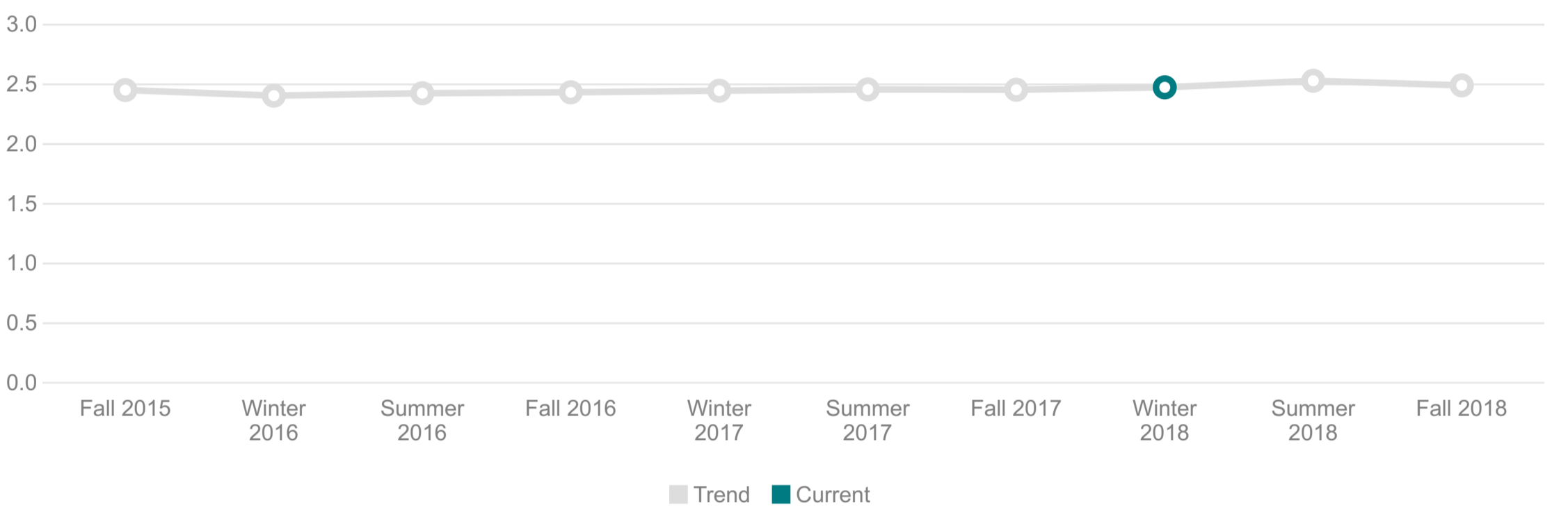
A2. Overall Score by Course Term



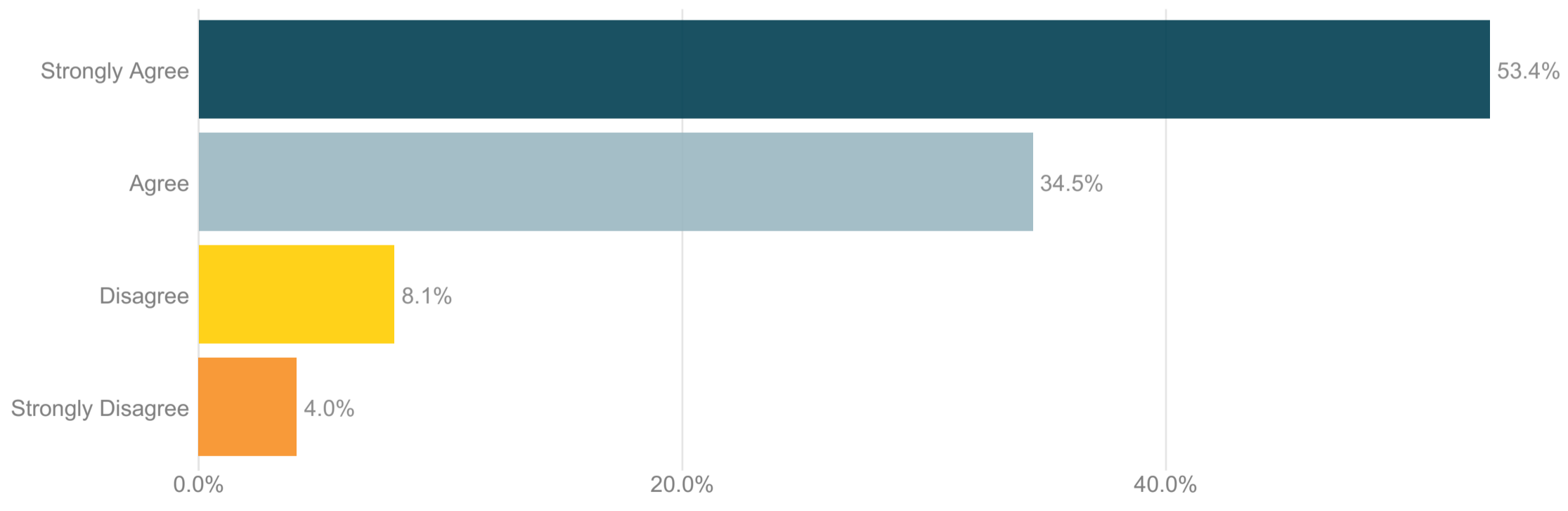
A3. I think the course content reflected the learning outcomes, as stated in the course outline. **17245** Responses



A3. Overall Score by Course Term



A4. The course experience increased my appreciation for the subject matter. **17262** Responses



A4. Overall Score by Course Term

