



# Institutional Report

Total Response Count

# 18,471

Survey Responses by Campus

Campus	Count	Percent
Kamloops	17,893	97%
Williams Lake	578	3%

Survey Responses by Division

Division	Count	Percent
Faculty of Adventure, Culinary Arts and Tourism	768	4%
Faculty of Arts	4,245	23%
Faculty of Education and Social Work	2,851	15%
Faculty of Law	546	3%
Faculty of Science	4,625	25%
Faculty of Student Development	81	0%
School of Business and Economics	3,302	18%
School of Nursing	1,667	9%
School of Trades and Technology	386	2%

Survey Responses by Department

Department	Count	Percent
Accounting & Finance	872	5%
Adventure Studies	135	1%
Agricultural Related	307	2%
Allied Health	557	3%
Arch, Digi Art, Electron & Eng	252	1%
Biological Sciences	803	4%
Computing Science	557	3%
Construction Trades	216	1%
Cooperative & Career Education	49	0%
Counselling	32	0%
Culinary Arts & Retail Meat	83	0%
EC, Elementary & Physical Ed	813	4%
Economics	572	3%
English & Modern Languages	1,143	6%
English as Second or Add Lang	898	5%
Geography & Environmental Studies	243	1%
Graduate - SoBE	242	1%
Health Care Assistant	389	2%
Human Enterprise & Innovation	774	4%

Journalism, Comm & New Media	582	3%
Law	546	3%
Management, Information & Supply Chain	325	2%
Marketing & International Business	517	3%
Mathematics and Statistics	700	4%
Mechanical and Welding Trades	170	1%
Natural Resource Sciences	287	2%
Nursing	1,278	7%
Philosophy, History & Politics	602	3%
Physical Sciences	1,162	6%
Psychology	646	3%
Social Work and Human Service	548	3%
Sociology and Anthropology	643	3%
Tourism Management	550	3%
University & Employment Prep	592	3%
Visual and Performing Arts	386	2%

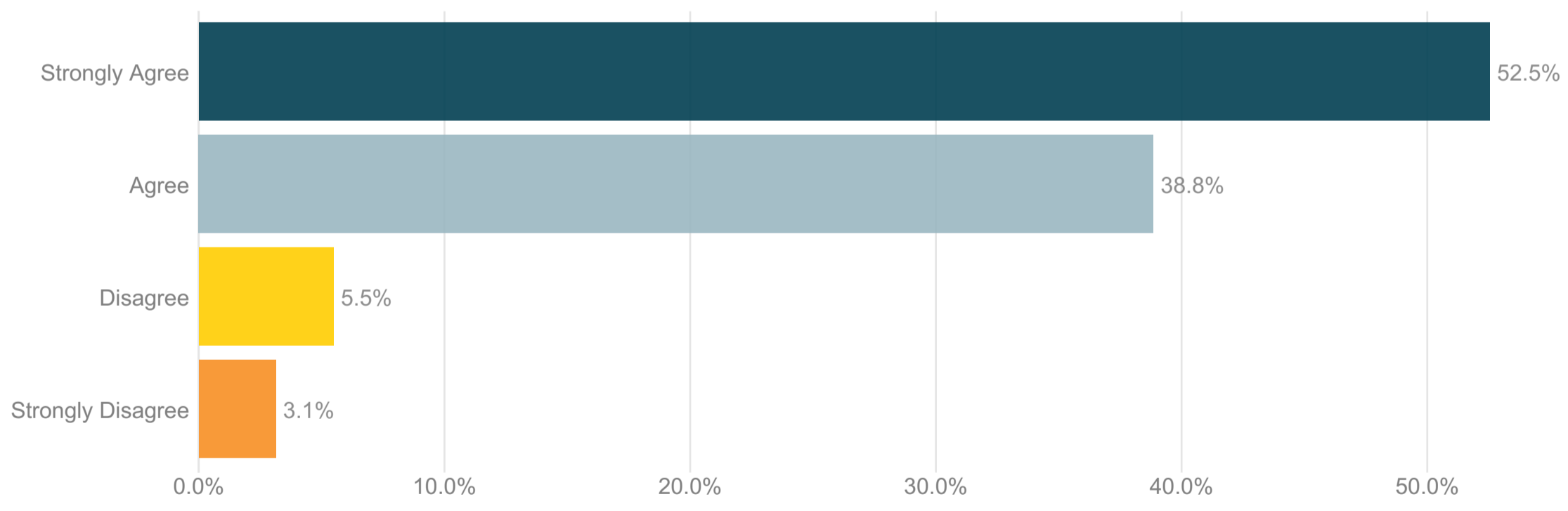
Survey Responses by Course Level

Course Level	Count	Percent
1000	6,819	37%
2000	4,365	24%
3000	3,753	20%
4000	1,611	9%
5000	309	2%
6000	184	1%
Preparatory	1,430	8%

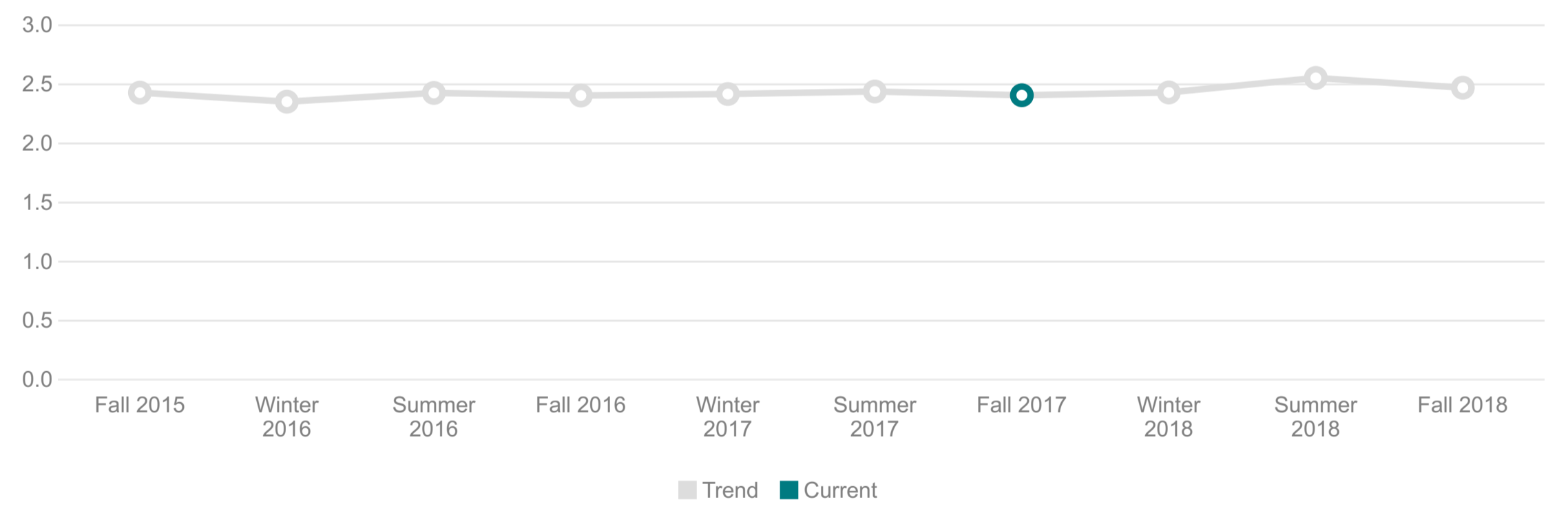
Part A. Senate Questions

Administered to all courses.  
 0 = Strongly Disagree, 1 = Disagree, 2 = Agree, 3 = Strongly Agree

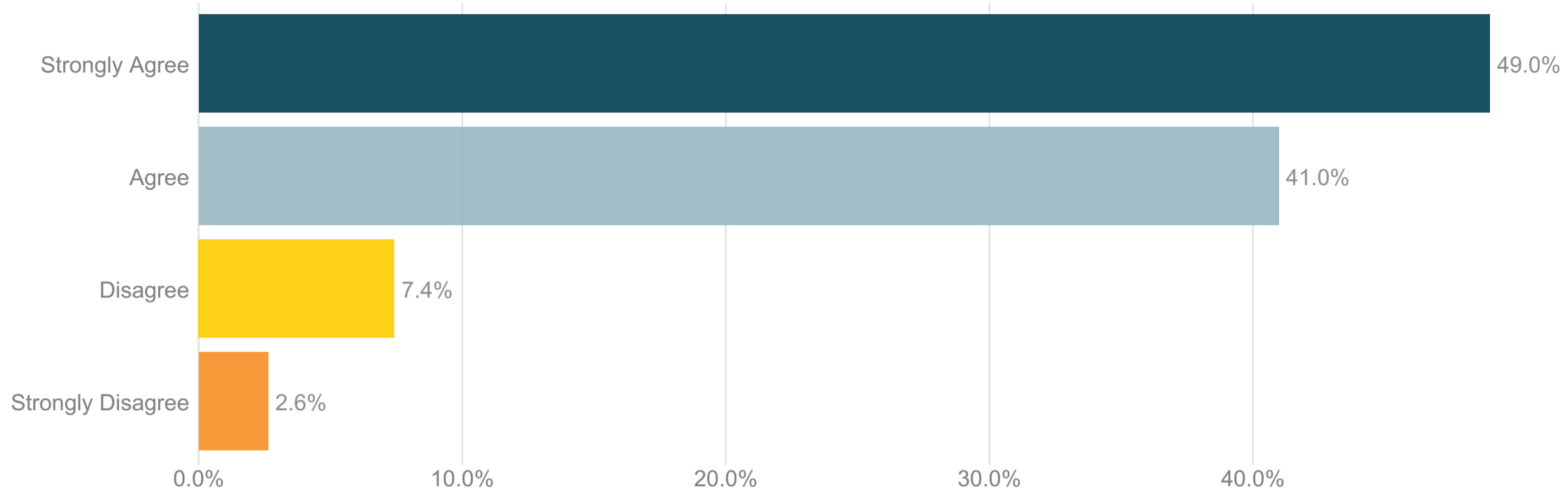
A1. The course was a valuable learning experience for me. 17352 Responses



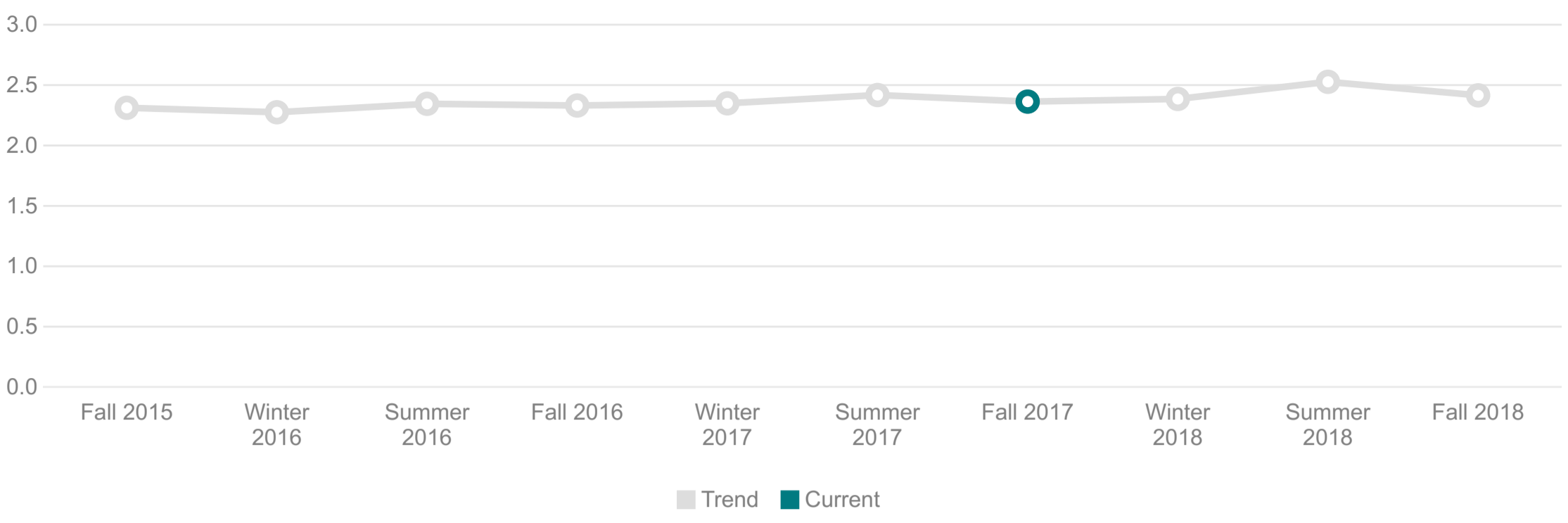
A1. Overall Score by Course Term



A2. The course challenged me to do my best work. **17328** Responses

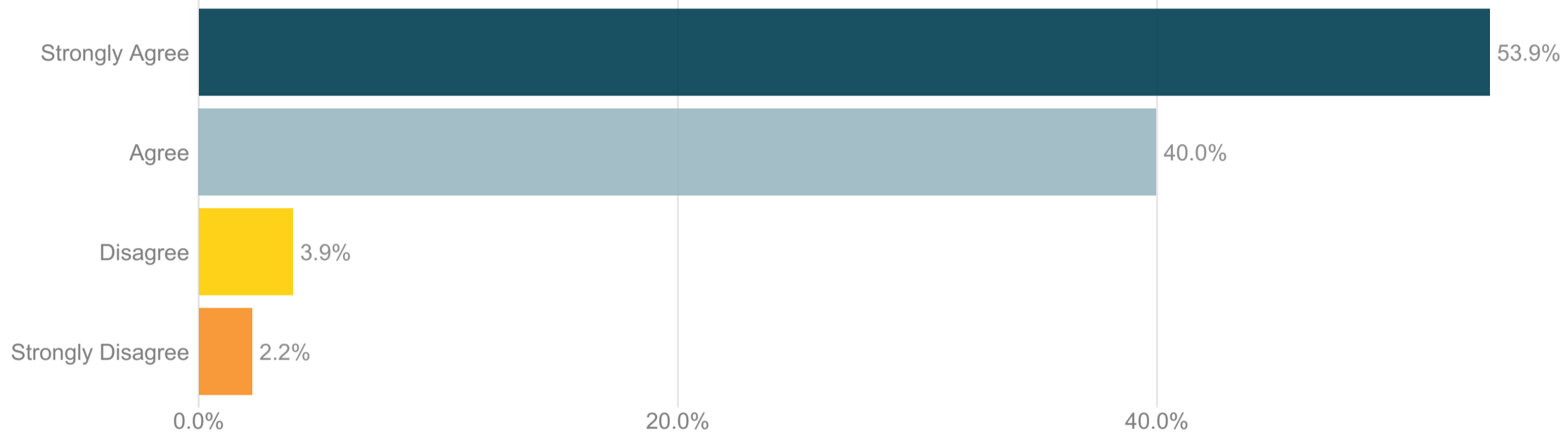


A2. Overall Score by Course Term

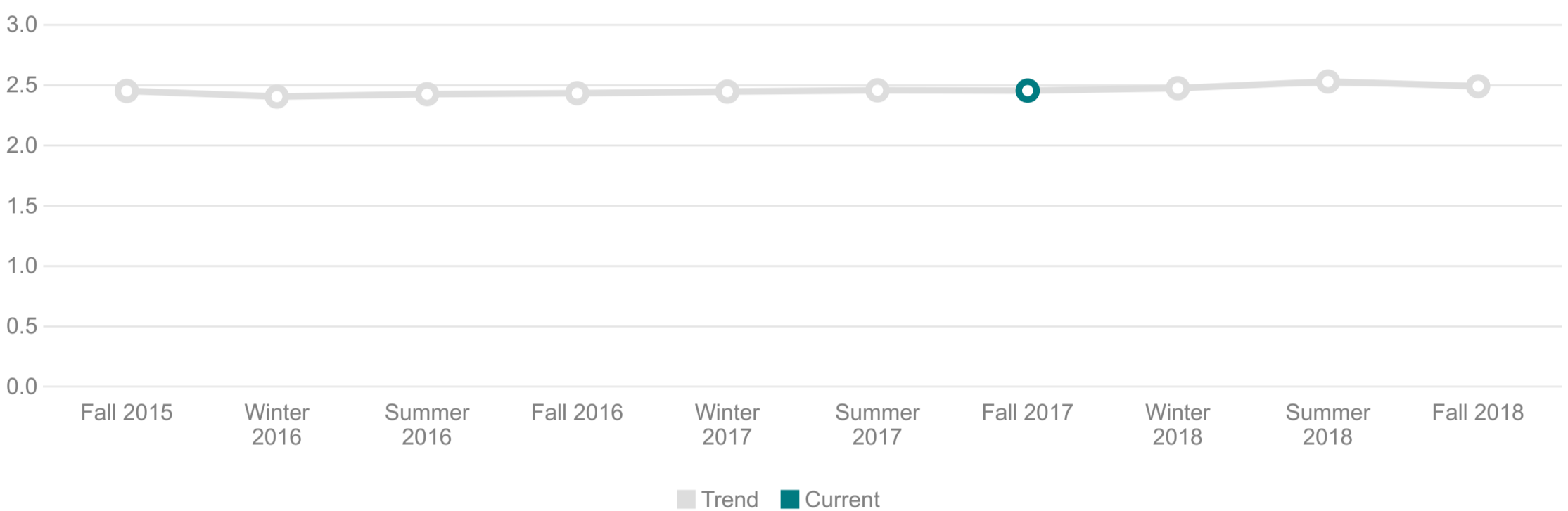


A3. I think the course content reflected the learning outcomes, as stated in the course outline.

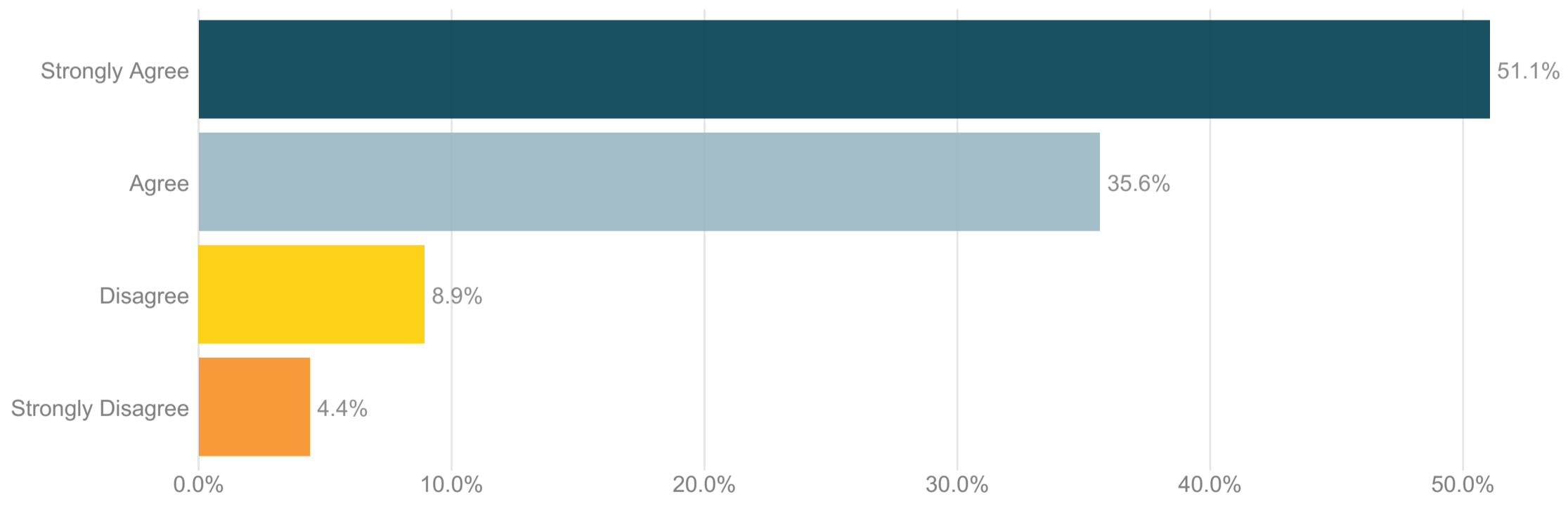
**17317** Responses



A3. Overall Score by Course Term



A4. The course experience increased my appreciation for the subject matter. **17319** Responses



A4. Overall Score by Course Term

