



Institutional Report

Total Response Count
17,029

Survey Responses by Campus

Campus	Count	Percent
Kamloops	16,667	98%
Williams Lake	362	2%

Survey Responses by Division

Division	Count	Percent
Faculty of Adventure, Culinary Arts and Tourism	743	4%
Faculty of Arts	4,020	24%
Faculty of Education and Social Work	2,266	13%
Faculty of Law	1,084	6%
Faculty of Science	4,112	24%
Faculty of Student Development	72	0%
School of Business and Economics	2,943	17%
School of Nursing	1,246	7%
School of Trades and Technology	543	3%

Survey Responses by Department

Department	Count	Percent
Accounting & Finance	876	5%
Adventure Studies	176	1%
Agricultural Related	299	2%
Allied Health	454	3%
Arch, Digi Art, Electron & Eng	231	1%
Biological Sciences	844	5%
Computing Science	543	3%
Construction Trades	363	2%
Cooperative & Career Education	34	0%
Counselling	38	0%
Culinary Arts & Retail Meat	69	0%
EC, Elementary & Physical Ed	517	3%
Economics	552	3%
English & Modern Languages	1,138	7%
English as Second or Add Lang	829	5%
Geography & Environmental Studies	209	1%
Graduate - SoBE	243	1%
Health Care Assistant	183	1%
Human Enterprise & Innovation	607	4%

Journalism, Comm & New Media	473	3%
Law	1,084	6%
Management, Information & Supply Chain	217	1%
Marketing & International Business	448	3%
Mathematics and Statistics	656	4%
Mechanical and Welding Trades	180	1%
Natural Resource Sciences	282	2%
Nursing	1,063	6%
Philosophy, History & Politics	553	3%
Physical Sciences	790	5%
Psychology	604	4%
Social Work and Human Service	512	3%
Sociology and Anthropology	663	4%
Tourism Management	498	3%
Undeclared	13	0%
University & Employment Prep	408	2%
Visual and Performing Arts	380	2%

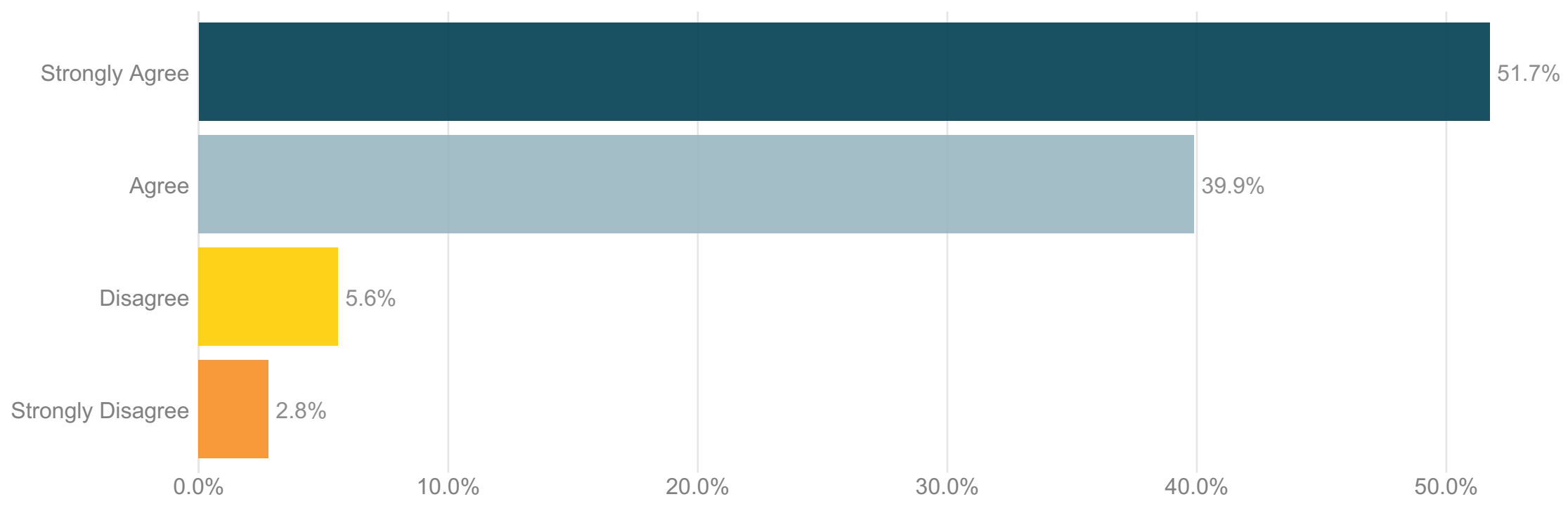
Survey Responses by Course Level

Course Level	Count	Percent
1000	6,336	37%
2000	3,697	22%
3000	3,993	23%
4000	1,395	8%
5000	269	2%
6000	166	1%
Preparatory	1,173	7%

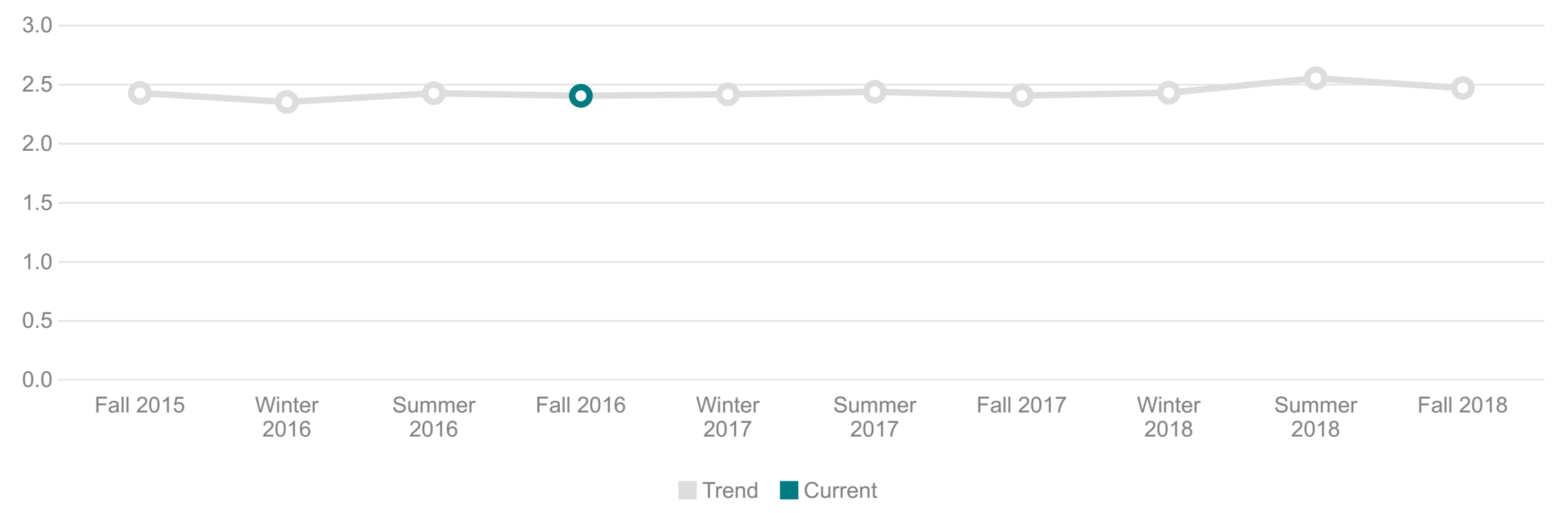
Part A. Senate Questions

Administered to all courses.
 0 = Strongly Disagree, 1 = Disagree, 2 = Agree, 3 = Strongly Agree

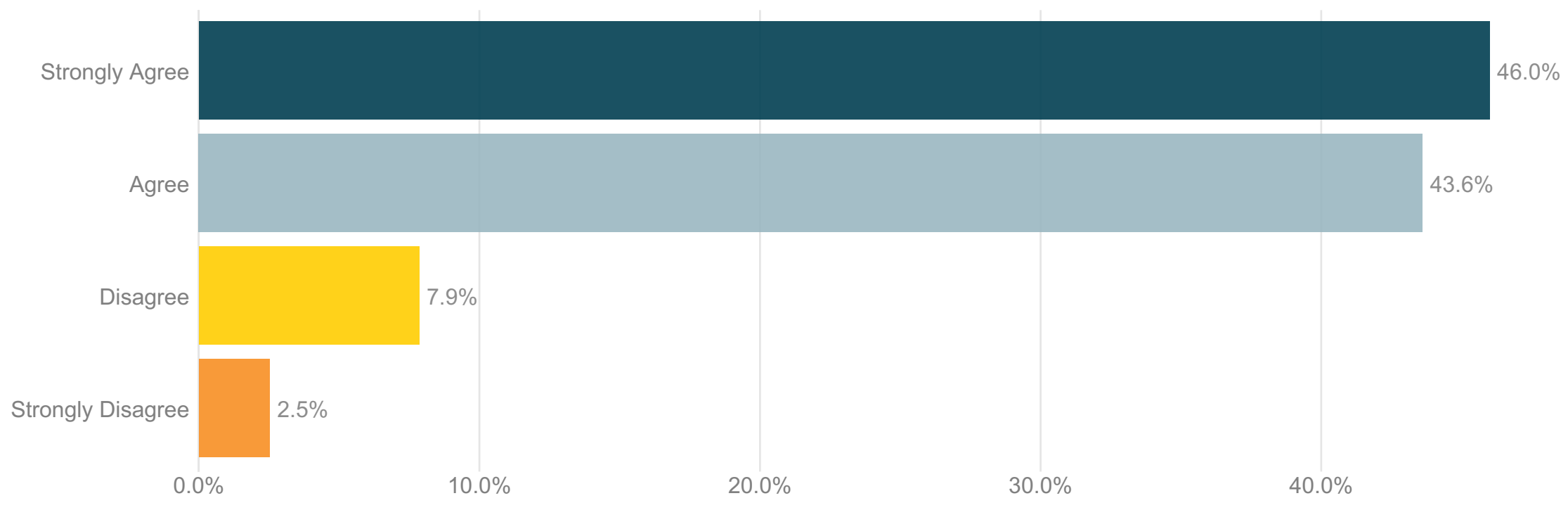
A1. The course was a valuable learning experience for me. 16189 Responses



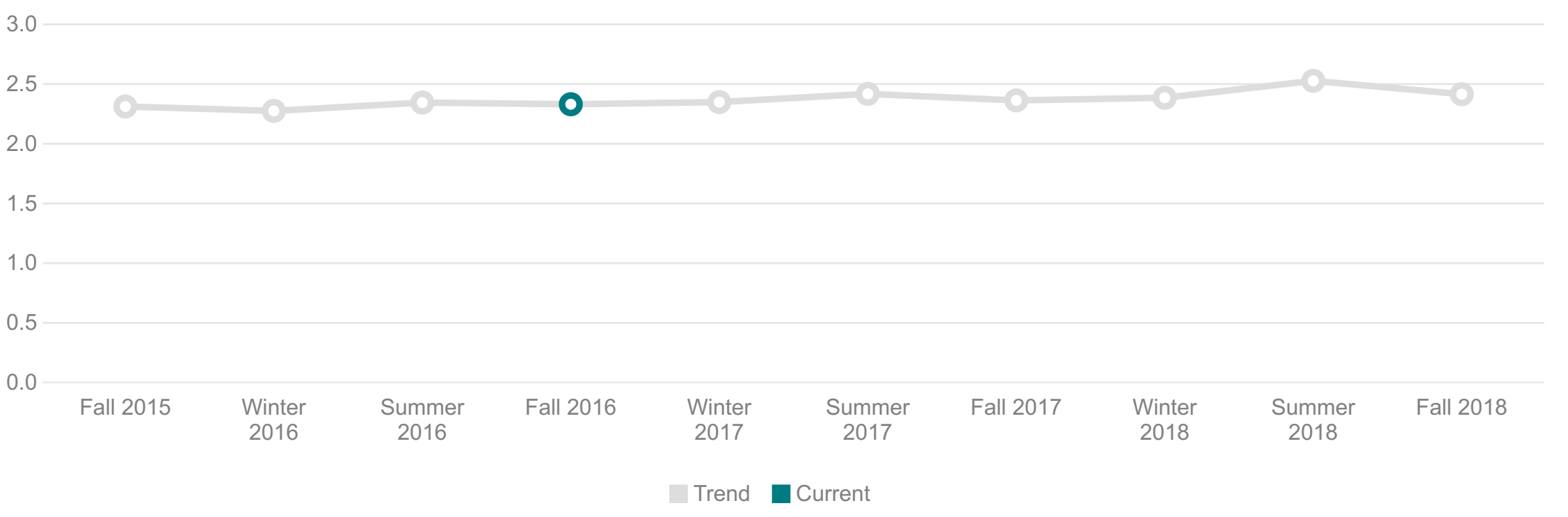
A1. Overall Score by Course Term



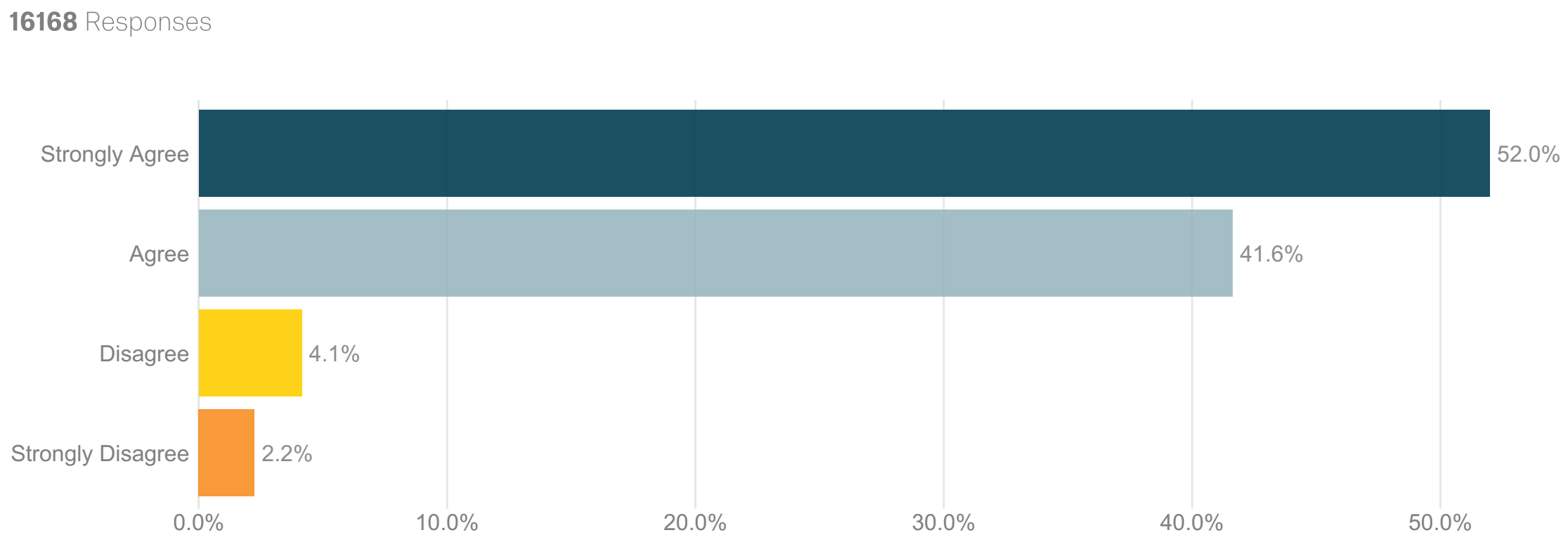
A2. The course challenged me to do my best work. **16170** Responses



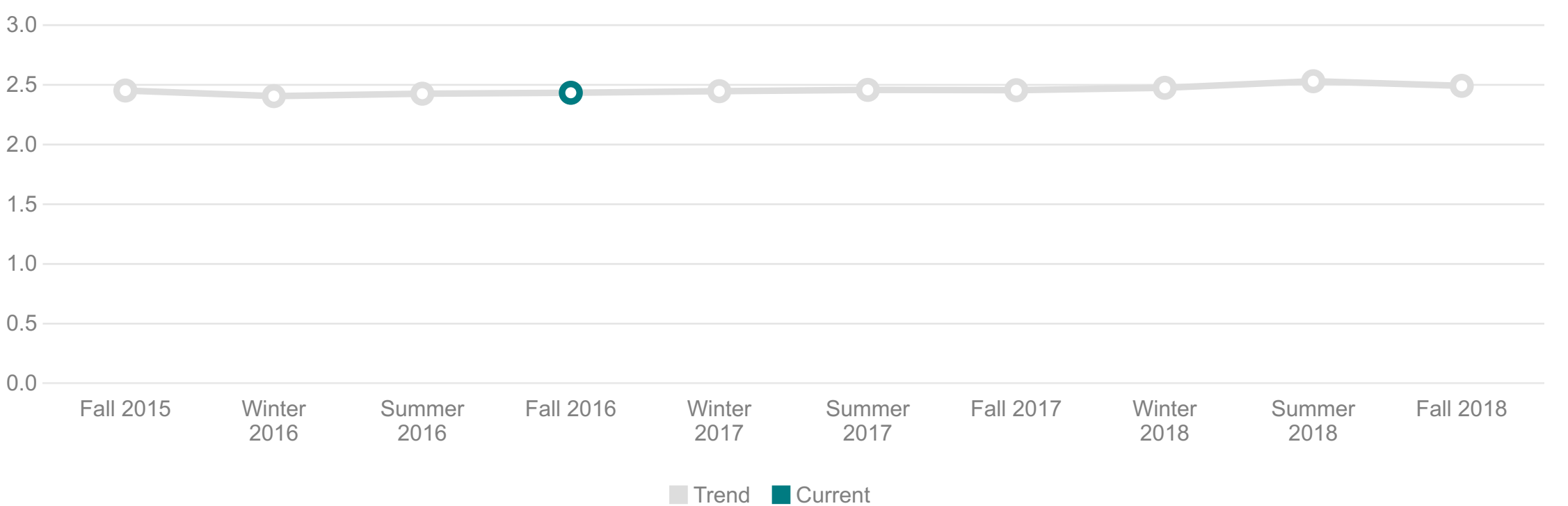
A2. Overall Score by Course Term



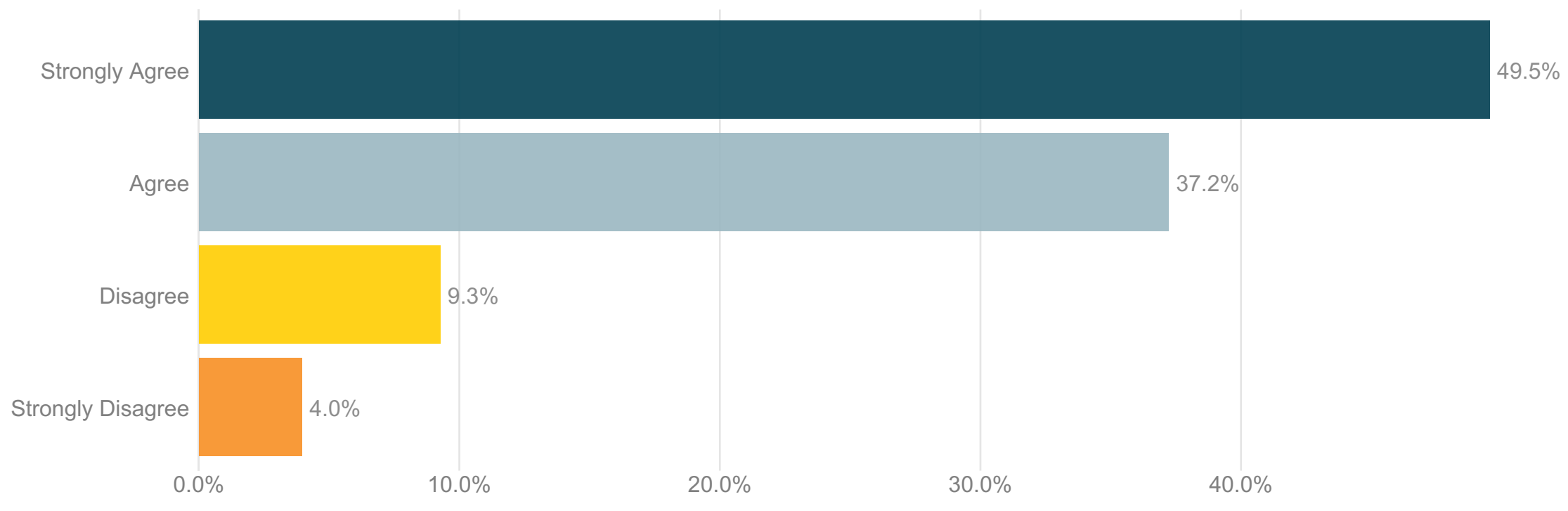
A3. I think the course content reflected the learning outcomes, as stated in the course outline. **16168** Responses



A3. Overall Score by Course Term



A4. The course experience increased my appreciation for the subject matter. **16146** Responses



A4. Overall Score by Course Term

