

# A Summary of Survey Results

## Institutions: TRU (2007)

LCPC: CPC Codes (internal institutional codes) (RESP: Respiratory Therapy-Diploma)

LCPR: Graduation Status (self-reported) (1: Completed program requirements)

Number of Eligible Students: 18

Number of Respondents: 18

Response Rate: 100%

## Description of Survey Respondents

### Demographics

	Of Eligible Students:	Of Respondents:
Male	50% *	50% *
Female	50% *	50% *

Median age (yrs) 24.0 24.0

Aboriginal 6% \*

### Previous Education

Completed high school (not asked in 2005, 2006)	100%
Of Those With a Previous Credential (not asked in 2004, 2006) N=7	
Certificate or diploma	71%
Degree (university)	29%

### Respondents' Reason For Enrolling

Job skills	44% *
Credential	11% *
Credential & job skills	44% *
Other	0%

### Graduation Status

Completed requirements for program credential	100%
---	------

## Employment Outcomes

### Of Valid Responses:

100%	in the labour force
100%	employed

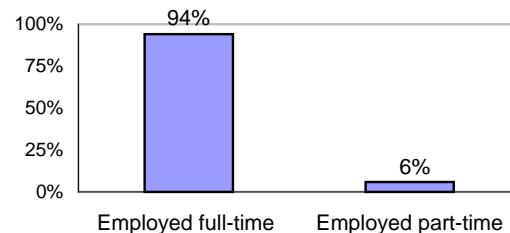
### Of Those in the Labour Force:

0%	unemployed
----	------------

### Of Those Employed:

94%	employed in a <b>permanent</b> job
100%	employed in a <b>training-related</b> job
11% *	had current job before/during studies

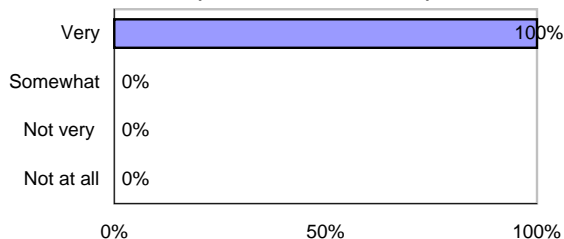
Of Employed Respondents Either Employed Full- or Part-Time: N=17



n/a gross median monthly salary of **full-time** main job  
 \$25 gross median hourly wage of main job  
 (Obtained hourly wage data since 2005. Monthly salary data only available before 2005.)

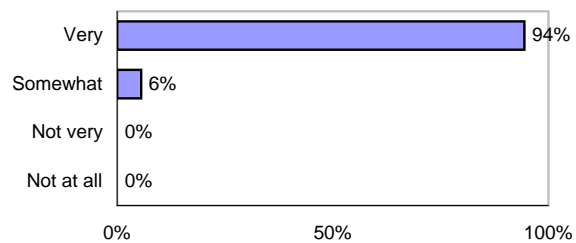
## Usefulness of Studies

### Usefulness of Education in Getting Job (obtained after studies)



N=16

### Usefulness of Knowledge and Skill Gain in Performing Job\*\*



N=18

\* Sample size is less than ten, interpret with caution.

\*\*\*Indicates the data are not shown to preserve confidentiality.

\*\* In 2003 and 2002, a 25% sample was asked this question. Before 2002, this question was not asked.

NOTE: All percentages are rounded to whole numbers.

# A Summary of Survey Results

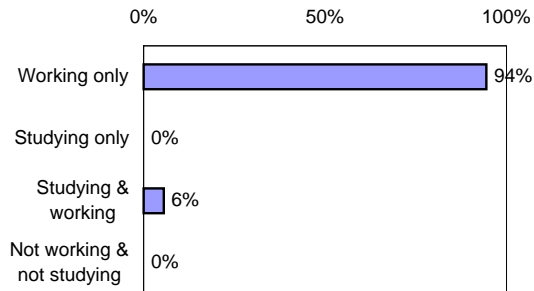
## Institutions: TRU (2007)

LCPC: CPC Codes (internal institutional codes) (RESP: Respiratory Therapy-Diploma)  
 LCPR: Graduation Status (self-reported) (1: Completed program requirements)

Number of Eligible Students: 18  
 Number of Respondents: 18  
 Response Rate: 100%

## Current Activity

Of *All Respondents*:



Of *Respondents Both Working and Studying*:

0% employed full-time and studying  
 100% \* employed part-time and studying  
  
 0% considered themselves to be a worker rather than a student  
 100% \* considered themselves to be a student rather than a worker

## Further Education Outcomes

Of *Valid Responses*:

6% were currently studying  
 6% have taken further studies (including those still attending the same institution)

Of *Those Who Have Taken Further Studies*  
 (including those still attending): N=1

100% have taken further studies at a BC public post-secondary institution

Of *Respondents Who Expected to Transfer Credits*:

0% received the expected course transfer credits  
 0% felt **satisfied** or **very satisfied** with the transfer experience

Of *Those Who Have Taken **Related** Further Studies*  
 (including those still attending): N = 1

100% \* felt **very well prepared** for further study  
 0% felt **somewhat prepared** for further study

### Where are you studying or where did you take further studies?

#### BC Public Post-Secondary Institutions

0% BCIT  
 0% Camosun College  
 0% Capilano College  
 0% College of New Caledonia  
 0% College of the Rockies  
 0% Douglas College  
 0% Emily Carr Institute of Art and Design  
 0% Institute of Indigenous Government  
 0% Justice Institute of BC  
 0% Langara College  
 0% Nicola Valley Institute of Technology  
 0% North Island College  
 0% Northern Lights College  
 0% Northwest College  
 0% Okanagan College (formerly Okanagan Univ. College)  
 0% Selkirk College  
 0% Vancouver Community College

0% University College of the Fraser Valley  
 0% Kwantlen University College  
 0% Malaspina University-College  
  
 0% University of British Columbia / UBC Okanagan  
 0% University of Northern British Columbia  
 ### Simon Fraser University  
 0% Royal Roads University  
 0% Thompson Rivers University (formerly Univ. College of the Cariboo)  
 0% Thompson Rivers University - Open Learning (formerly BC Open Learning)  
 0% University of Victoria  
  
 0% Other

\* Sample size is less than ten, interpret with caution.

NOTE: All percentages are rounded to whole numbers.  
 "n/a" indicates that there are no valid responses for this year.

# A Summary of Survey Results

## Institutions: TRU (2007)

LCPC: CPC Codes (internal institutional codes) (RESP: Respiratory Therapy-Diploma)

LCPR: Graduation Status (self-reported) (1: Completed program requirements)

Number of Eligible Students: 18

Number of Respondents: 18

Response Rate: 100%

### Skill Development and College Experience

#### Program Provided Opportunity for:

##### Skill Development

	Of respondents who felt skill was:					not applicable
	applicable					
	Very Well	Well	Adequate	Poor	Very Poor	
Write clearly and concisely	20% *	47% *	27% *	7% *	0%	17% *
Speak effectively	41% *	41% *	18% *	0%	0%	6% *
Read and comprehend materials	41% *	53% *	6% *	0%	0%	6% *
Work effectively with others	67% *	33% *	0%	0%	0%	0%
Analyze and problem solve (before '03)	n/a	n/a	n/a	n/a	n/a	n/a
Analyze and think critically	78% *	22% *	0%	0%	0%	0%
Resolve issues or problems	39% *	44% *	17% *	0%	0%	0%
Use mathematics	31% *	50% *	13% *	6% *	0%	11% *
Use computers	33% *	17% *	42% *	8% *	0%	33% *
Use other tools and equipment	67% *	17% *	17% *	0%	0%	0%
Find information (before '04)	n/a	n/a	n/a	n/a	n/a	n/a
Learn on your own	47% *	53% *	0%	0%	0%	6% *
Use entrepreneurial skills (before '04)	n/a	n/a	n/a	n/a	n/a	n/a

##### Personal Development\*\* (not asked in 2005 or 2007)

	Of respondents who felt aspect of development was:					not applicable
	applicable					
	Very Well	Well	Adequate	Poor	Very Poor	
Decide career / education	n/a	n/a	n/a	n/a	n/a	n/a
Manage work effectively	n/a	n/a	n/a	n/a	n/a	n/a
Understand more about yourself	n/a	n/a	n/a	n/a	n/a	n/a
Develop community awareness	n/a	n/a	n/a	n/a	n/a	n/a
Appreciate the arts	n/a	n/a	n/a	n/a	n/a	n/a
Increase understanding of society	n/a	n/a	n/a	n/a	n/a	n/a

#### Satisfaction with Aspects of Your:

##### Program

	Of respondents who felt aspect of program was:					not applicable
	applicable					
	Very Good	Good	Adequate	Poor	Very Poor	
Quality of instruction	18% *	71% *	6% *	6% *	0%	6% *
Amount of practical experience	61% *	22% *	11% *	6% *	0%	0%
Textbooks and learning materials	0%	39% *	39% *	22% *	0%	0%
Library materials	6% *	47% *	35% *	12% *	0%	6% *
Quality of computers and software	17% *	25% *	33% *	25% *	0%	33% *
Quality of other tools / equipment	39% *	33% *	28% *	0%	0%	0%
Availability of instructors	67% *	22% *	6% *	6% *	0%	0%
Helpfulness of instructors	67% *	28% *	0%	6% *	0%	0%
Fair assessments (tests, papers)	22% *	33% *	39% *	6% *	0%	0%
Variety of assessments (not asked in '07)	n/a	n/a	n/a	n/a	n/a	n/a
Organization of program	11% *	56% *	22% *	11% *	0%	0%

##### Courses

	Of respondents who felt aspect of courses was:					not applicable
	applicable					
	Very Good	Good	Adequate	Poor	Very Poor	
Being up to date	11% *	50% *	22% *	17% *	0%	0%
Covering topics relevant to field	33% *	50% *	17% *	0%	0%	0%
Covering standards used	39% *	44% *	17% *	0%	0%	0%
Synthesizing information	38% *	38% *	19% *	6% *	0%	11% *
Encouraging to think in new ways	56% *	28% *	17% *	0%	0%	0%
Opportunity for class discussion	33% *	50% *	11% *	6% *	0%	0%
Improve presentation skills (before '04)	n/a	n/a	n/a	n/a	n/a	n/a

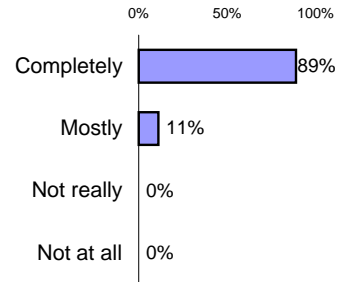
\*Sample size is less than ten, interpret with caution.

NOTE: All percentages are rounded to whole numbers. "n/a" indicates there are no valid responses.

\*\*Personal development questions asked of a 50% sample.

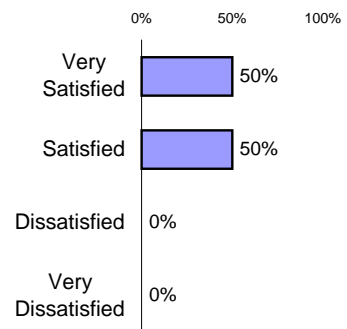
### Overall Satisfaction

#### Was Main Reason for Enrolling Met?



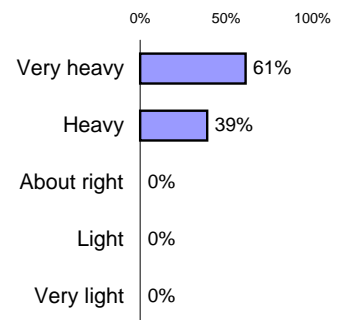
N=18

#### How Satisfied with Education?\*\*\*



N=18

#### Workload (not asked in 2004, 2006; only asked of non-trades training respondents in 2007)



N=18

\*\*\*This is a different response scale from previous SORS releases and results CANNOT be compared. A 50% sample was asked in 2004 and 2005 using this new scale, and that data will be shown if reports for those years are produced.

# A Summary of Survey Results

## Institutions: TRU (2007)

LCPC: CPC Codes (internal institutional codes) (RESP: Respiratory Therapy-Diploma)

LCPR: Graduation Status (self-reported) (1: Completed program requirements)

Number of Eligible Students: 18  
 Number of Respondents: 18  
 Response Rate: 100%

## Reasons for choosing the institution

**Why did you choose the institution?** (First asked in 2006; question wording changed slightly in 2007)

- |   |   |
|---|---|
| n/a It is in the region where I live              | n/a Length of program / convenient schedule |
| 9% Availability of program                        | n/a Small institution or class size         |
| 82% Program unique to this institution            | n/a Other                                   |
| n/a Reputation of institution / went there before |   |
| n/a Reputation of program                         |   |
| n/a Less expensive                                |   |
| 9% I was accepted into this institution           |   |
| n/a Location of institution                       |   |
| n/a Transferability of course or program          |   |
| n/a Employer sent me                              |   |

## Jobs Obtained

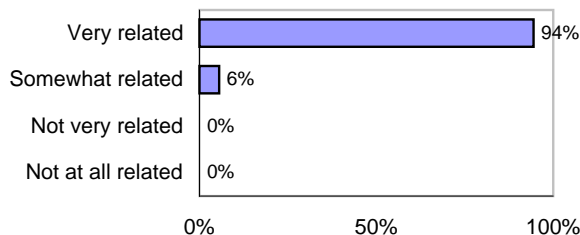
### 10 Most Common Training-Related Occupations

	Skill Level Equivalent	Employed in This Occupation	% of those Employed ***	Median Hourly Wage**	Median Weekly Hours Worked
3214 Respiratory Therapists & Clinical Perfusionists	College	18	100%	\$ 25	40

<b>All Training-Related Occupations</b>	18	100%	\$ 25	40
<b>Unrelated Occupations</b>	0	0%	n/a	n/a
<b>Unclassified Occupations</b>	0	0%	n/a	n/a
<b>Total Currently Employed</b>	<b>18</b>	<b>100%</b>	<b>\$ 25</b>	<b>40</b>
<b>Total Not Currently Employed</b>	<b>0</b>			
<b>Total in Labour Market</b>	<b>18</b>			

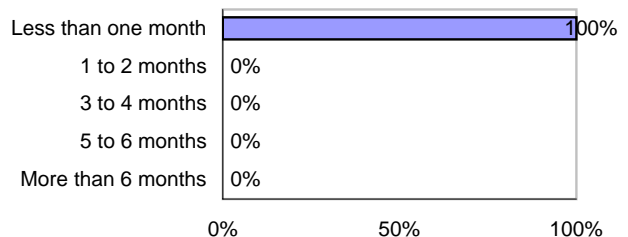
Of Those Currently Employed:

Relationship of Employment to Training



N=18

How Long Did it Take to Find Current Training-Related Employment?



N=16

\* Sample size is less than ten, interpret with caution.

\*\* Hourly wage data not available before 2005.

"n/a" indicates there are no valid responses

NOTE: All percentages are rounded to whole numbers.

\*\*\*Percentage is out of all employed, not just those employed in training-related jobs.