

A Summary of Survey Results

Institutions: TRU (2007)

LCPC: CPC Codes (internal institutional codes) (RESM: Resort & Hotel Management Diploma)

LCPR: Graduation Status (self-reported) (1: Completed program requirements)

Number of Eligible Students: 6
 Number of Respondents: 6
 Response Rate: 100%

Description of Survey Respondents

Demographics

	Of Eligible Students:	Of Respondents:
Male	17% *	17% *
Female	83% *	83% *

Median age (yrs) 22.0 * 22.0 *

Aboriginal 0%

Previous Education

Completed high school (not asked in 2005, 2006)	100% *
Of Those With a Previous Credential (not asked in 2004, 2006)	N=1
Certificate or diploma	100%
Degree (university)	

Respondents' Reason For Enrolling

Job skills	50% *
Credential	0%
Credential & job skills	50% *
Other	0%

Graduation Status

Completed requirements for program credential	100% *
---	--------

Employment Outcomes

Of Valid Responses:

100% * in the labour force
 83% * employed

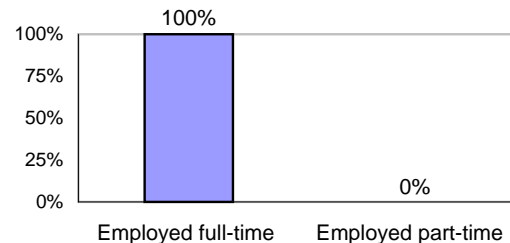
Of Those in the Labour Force:

17% * unemployed

Of Those Employed:

60% * employed in a **permanent job**
 100% * employed in a **training-related job**
 20% * had current job before/during studies

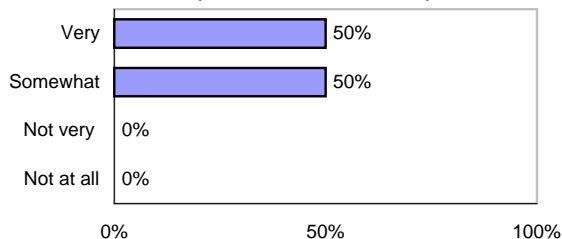
Of Employed Respondents Either Employed Full- or Part-Time: N=5



n/a * gross median monthly salary of **full-time** main job
 \$11 * gross median hourly wage of main job
 (Obtained hourly wage data since 2005. Monthly salary data only available before 2005.)

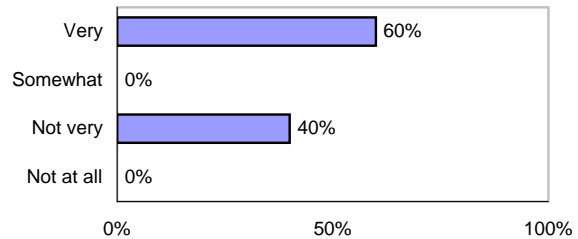
Usefulness of Studies

Usefulness of Education in Getting Job (obtained after studies)



N=4

Usefulness of Knowledge and Skill Gain in Performing Job**



N=5

* Sample size is less than ten, interpret with caution.

***Indicates the data are not shown to preserve confidentiality.

** In 2003 and 2002, a 25% sample was asked this question. Before 2002, this question was not asked.

NOTE: All percentages are rounded to whole numbers.

A Summary of Survey Results

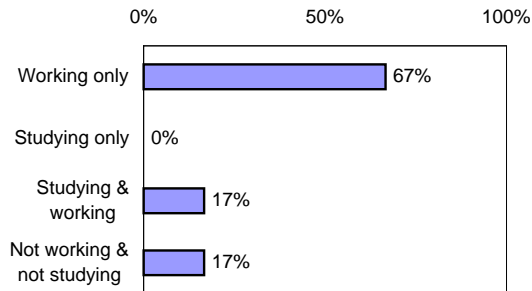
Institutions: TRU (2007)

LCPC: CPC Codes (internal institutional codes) (RESM: Resort & Hotel Management Diploma)
 LCPR: Graduation Status (self-reported) (1: Completed program requirements)

Number of Eligible Students: 6
 Number of Respondents: 6
 Response Rate: 100%

Current Activity

Of All Respondents:



Of Respondents Both Working and Studying :

100% * employed full-time and studying
 0% employed part-time and studying
 0% considered themselves to be a worker rather than a student
 100% * considered themselves to be a student rather than a worker

Further Education Outcomes

Of Valid Responses:

17% were currently studying
 17% have taken further studies (including those still attending the same institution)

Of Those Who Have Taken Further Studies
 (including those still attending): N=1

100% have taken further studies at a BC public post-secondary institution

Of Respondents Who Expected to Transfer Credits:

100% * received the expected course transfer credits
 100% * felt **satisfied** or **very satisfied** with the transfer experience

Of Those Who Have Taken **Related** Further Studies
 (including those still attending): N = 1

100% * felt **very well prepared** for further study
 0% felt **somewhat prepared** for further study

Where are you studying or where did you take further studies?

BC Public Post-Secondary Institutions

0% BCIT
 0% Camosun College
 0% Capilano College
 0% College of New Caledonia
 0% College of the Rockies
 0% Douglas College
 0% Emily Carr Institute of Art and Design
 0% Institute of Indigenous Government
 0% Justice Institute of BC
 0% Langara College
 0% Nicola Valley Institute of Technology
 0% North Island College
 0% Northern Lights College
 0% Northwest College
 0% Okanagan College (formerly Okanagan Univ. College)
 0% Selkirk College
 0% Vancouver Community College

0% University College of the Fraser Valley
 0% Kwantlen University College
 0% Malaspina University-College
 0% University of British Columbia / UBC Okanagan
 0% University of Northern British Columbia
 0% Simon Fraser University
 0% Royal Roads University
 0% Thompson Rivers University (formerly Univ. College of the Cariboo)
 0% Thompson Rivers University - Open Learning (formerly BC Open Learning)
 ### University of Victoria
 0% Other

* Sample size is less than ten, interpret with caution.

NOTE: All percentages are rounded to whole numbers.
 "n/a" indicates that there are no valid responses for this year.

A Summary of Survey Results

Institutions: TRU (2007)

LCPC: CPC Codes (internal institutional codes) (RESM: Resort & Hotel Management Diploma)

LCPR: Graduation Status (self-reported) (1: Completed program requirements)

Number of Eligible Students: 6

Number of Respondents: 6

Response Rate: 100%

Skill Development and College Experience

Program Provided Opportunity for:

Skill Development

	Of respondents who felt skill was:					not applicable
	applicable					
	Very Well	Well	Adequate	Poor	Very Poor	
Write clearly and concisely	33% *	67% *	0%	0%	0%	0%
Speak effectively	50% *	50% *	0%	0%	0%	0%
Read and comprehend materials	33% *	50% *	17% *	0%	0%	0%
Work effectively with others	33% *	67% *	0%	0%	0%	0%
Analyze and problem solve (before '03)	n/a	n/a	n/a	n/a	n/a	n/a
Analyze and think critically	0%	67% *	33% *	0%	0%	0%
Resolve issues or problems	33% *	33% *	33% *	0%	0%	0%
Use mathematics	17% *	50% *	33% *	0%	0%	0%
Use computers	33% *	50% *	17% *	0%	0%	0%
Use other tools and equipment	17% *	83% *	0%	0%	0%	0%
Find information (before '04)	n/a	n/a	n/a	n/a	n/a	n/a
Learn on your own	33% *	50% *	17% *	0%	0%	0%
Use entrepreneurial skills (before '04)	n/a	n/a	n/a	n/a	n/a	n/a

Personal Development** (not asked in 2005 or 2007)

	Of respondents who felt aspect of development was:					not applicable
	applicable					
	Very Well	Well	Adequate	Poor	Very Poor	
Decide career / education	n/a	n/a	n/a	n/a	n/a	n/a
Manage work effectively	n/a	n/a	n/a	n/a	n/a	n/a
Understand more about yourself	n/a	n/a	n/a	n/a	n/a	n/a
Develop community awareness	n/a	n/a	n/a	n/a	n/a	n/a
Appreciate the arts	n/a	n/a	n/a	n/a	n/a	n/a
Increase understanding of society	n/a	n/a	n/a	n/a	n/a	n/a

Satisfaction with Aspects of Your:

Program

	Of respondents who felt aspect of program was:					not applicable
	applicable					
	Very Good	Good	Adequate	Poor	Very Poor	
Quality of instruction	17% *	67% *	17% *	0%	0%	0%
Amount of practical experience	20% *	60% *	20% *	0%	0%	17% *
Textbooks and learning materials	0%	50% *	50% *	0%	0%	0%
Library materials	20% *	60% *	0%	20% *	0%	17% *
Quality of computers and software	33% *	50% *	17% *	0%	0%	0%
Quality of other tools / equipment	33% *	50% *	17% *	0%	0%	0%
Availability of instructors	50% *	50% *	0%	0%	0%	0%
Helpfulness of instructors	50% *	50% *	0%	0%	0%	0%
Fair assessments (tests, papers)	0%	83% *	17% *	0%	0%	0%
Variety of assessments (not asked in '07)	n/a	n/a	n/a	n/a	n/a	n/a
Organization of program	33% *	50% *	17% *	0%	0%	0%

Courses

	Of respondents who felt aspect of courses was:					not applicable
	applicable					
	Very Good	Good	Adequate	Poor	Very Poor	
Being up to date	33% *	67% *	0%	0%	0%	0%
Covering topics relevant to field	33% *	33% *	33% *	0%	0%	0%
Covering standards used	50% *	33% *	17% *	0%	0%	0%
Synthesizing information	33% *	50% *	0%	17% *	0%	0%
Encouraging to think in new ways	33% *	33% *	17% *	17% *	0%	0%
Opportunity for class discussion	67% *	33% *	0%	0%	0%	0%
Improve presentation skills (before '04)	n/a	n/a	n/a	n/a	n/a	n/a

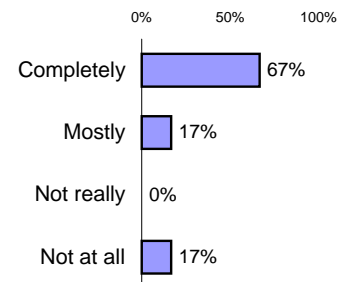
*Sample size is less than ten, interpret with caution.

NOTE: All percentages are rounded to whole numbers. "n/a" indicates there are no valid responses.

**Personal development questions asked of a 50% sample.

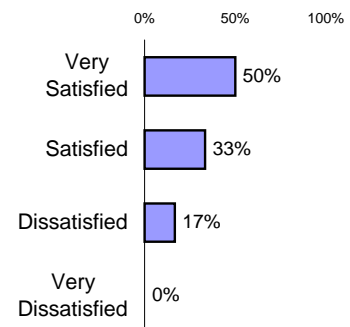
Overall Satisfaction

Was Main Reason for Enrolling Met?



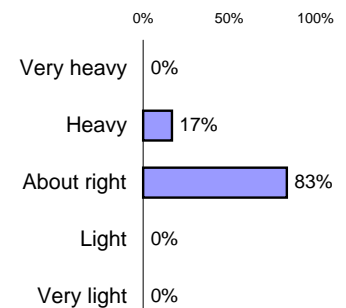
N=6

How Satisfied with Education?***



N=6

Workload (not asked in 2004, 2006; only asked of non-trades training respondents in 2007)



N=6

***This is a different response scale from previous SORS releases and results CANNOT be compared. A 50% sample was asked in 2004 and 2005 using this new scale, and that data will be shown if reports for those years are produced.

A Summary of Survey Results

Institutions: TRU (2007)

LCPC: CPC Codes (internal institutional codes) (RESM: Resort & Hotel Management Diploma)

LCPR: Graduation Status (self-reported) (1: Completed program requirements)

Number of Eligible Students: 6
 Number of Respondents: 6
 Response Rate: 100%

Reasons for choosing the institution

Why did you choose the institution? (First asked in 2006; question wording changed slightly in 2007)

- | | |
|---|---|
| n/a It is in the region where I live | n/a Length of program / convenient schedule |
| n/a Availability of program | n/a Small institution or class size |
| n/a Program unique to this institution | n/a Other |
| n/a Reputation of institution / went there before | |
| 67% Reputation of program | |
| n/a Less expensive | |
| 33% I was accepted into this institution | |
| n/a Location of institution | |
| n/a Transferability of course or program | |
| n/a Employer sent me | |

Jobs Obtained

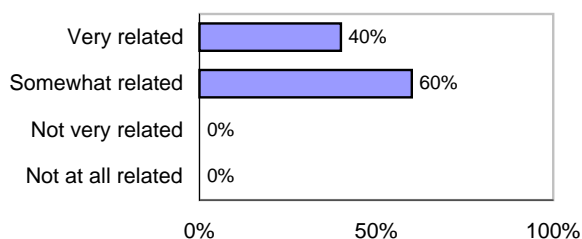
10 Most Common Training-Related Occupations

		Skill Level Equivalent	Employed in This Occupation	% of those Employed ***	Median Hourly Wage**	Median Weekly Hours Worked
6435	Hotel Front Desk Clerks	Secondary	2 *	40%	n/a	34
6453	Food & Beverage Servers	Secondary	1 *	20%	n/a	30
1215	Supervisors-Recording, District. & Scheduling Occupations	College	1 *	20%	n/a	45
4214	Early Childhood Educators	College	1 *	20%	n/a	70

All Training-Related Occupations	5 *	100%	\$	11	36
Unrelated Occupations	0	0%		n/a	n/a
Unclassified Occupations	0	0%		n/a	n/a
Total Currently Employed	5 *	100%	\$	11	36
Total Not Currently Employed	1 *				
Total in Labour Market	6 *				

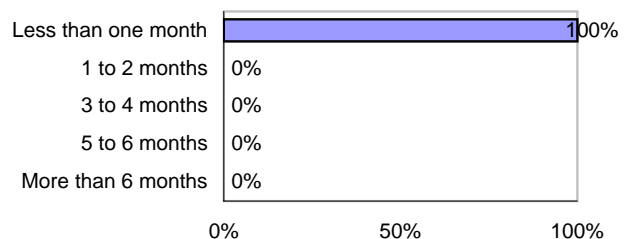
Of Those Currently Employed:

Relationship of Employment to Training



N=5

How Long Did it Take to Find Current Training-Related Employment?



N=4

* Sample size is less than ten, interpret with caution.

** Hourly wage data not available before 2005.

"n/a" indicates there are no valid responses

NOTE: All percentages are rounded to whole numbers.

***Percentage is out of all employed, not just those employed in training-related jobs.