

# A Summary of Survey Results

## Institutions: TRU (2007)

LCPC: CPC Codes (internal institutional codes) (CARP: Residential Construction Certificate)

LCPR: Graduation Status (self-reported) (1: Completed program requirements)

Number of Eligible Students: 11  
 Number of Respondents: 11  
 Response Rate: 100%

## Description of Survey Respondents

### Demographics

	Of Eligible Students:	Of Respondents:
Male	100%	100%
Female	0%	0%

Median age (yrs) 22.0 22.0

Aboriginal 9% \*

### Previous Education

Completed high school (not asked in 2005, 2006)	91%
<i>Of Those With a Previous Credential (not asked in 2004, 2006) N=1</i>	
Certificate or diploma	100%
Degree (university)	

### Respondents' Reason For Enrolling

Job skills	64% *
Credential	18% *
Credential & job skills	18% *
Other	0%

### Graduation Status

Completed requirements for program credential	100%
---	------

## Employment Outcomes

### Of Valid Responses:

91% in the labour force  
 82% \* employed

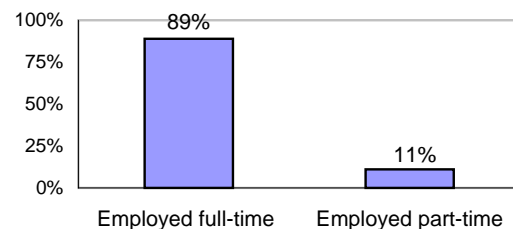
### Of Those in the Labour Force:

10% \* unemployed

### Of Those Employed:

100% \* employed in a **permanent** job  
 78% \* employed in a **training-related** job  
 22% \* had current job before/during studies

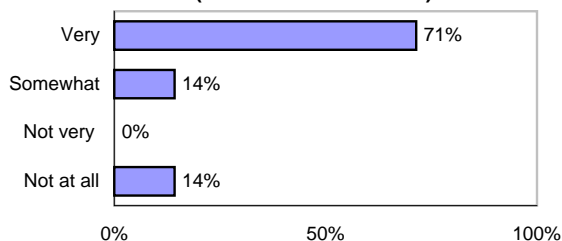
### Of Employed Respondents Either Employed Full- or Part-Time: N=9



n/a \* gross median monthly salary of **full-time** main job  
 \$18 gross median hourly wage of main job  
 (Obtained hourly wage data since 2005. Monthly salary data only available before 2005.)

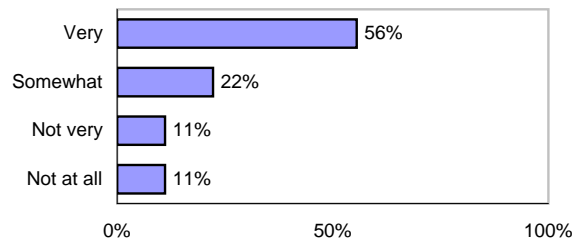
## Usefulness of Studies

### Usefulness of Education in Getting Job (obtained after studies)



N=7

### Usefulness of Knowledge and Skill Gain in Performing Job\*\*



N=9

\* Sample size is less than ten, interpret with caution.

\*\*\*Indicates the data are not shown to preserve confidentiality.

\*\* In 2003 and 2002, a 25% sample was asked this question. Before 2002, this question was not asked.

NOTE: All percentages are rounded to whole numbers.

# A Summary of Survey Results

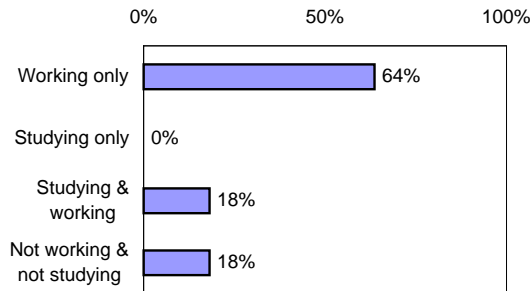
## Institutions: TRU (2007)

LCPC: CPC Codes (internal institutional codes) (CARP: Residential Construction Certificate)  
 LCPR: Graduation Status (self-reported) (1: Completed program requirements)

Number of Eligible Students: 11  
 Number of Respondents: 11  
 Response Rate: 100%

## Current Activity

Of All Respondents:



Of Respondents Both Working and Studying :

50% \* employed full-time and studying  
 50% \* employed part-time and studying  
 0% considered themselves to be a worker rather than a student  
 100% \* considered themselves to be a student rather than a worker

## Further Education Outcomes

Of Valid Responses:

18% were currently studying  
 18% have taken further studies (including those still attending the same institution)

Of Those Who Have Taken Further Studies  
 (including those still attending): N=2

50% have taken further studies at a BC public post-secondary institution

Of Respondents Who Expected to Transfer Credits:

100% \* received the expected course transfer credits  
 100% \* felt **satisfied** or **very satisfied** with the transfer experience

Of Those Who Have Taken **Related** Further Studies  
 (including those still attending): N = 1

100% \* felt **very well prepared** for further study  
 0% felt **somewhat prepared** for further study

### Where are you studying or where did you take further studies?

#### BC Public Post-Secondary Institutions

0% BCIT  
 0% Camosun College  
 0% Capilano College  
 0% College of New Caledonia  
 0% College of the Rockies  
 0% Douglas College  
 0% Emily Carr Institute of Art and Design  
 0% Institute of Indigenous Government  
 0% Justice Institute of BC  
 0% Langara College  
 0% Nicola Valley Institute of Technology  
 0% North Island College  
 0% Northern Lights College  
 0% Northwest College  
 0% Okanagan College (formerly Okanagan Univ. College)  
 0% Selkirk College  
 0% Vancouver Community College

0% University College of the Fraser Valley  
 0% Kwantlen University College  
 0% Malaspina University-College  
 0% University of British Columbia / UBC Okanagan  
 0% University of Northern British Columbia  
 0% Simon Fraser University  
 0% Royal Roads University  
 50% Thompson Rivers University (formerly Univ. College of the Cariboo)  
 0% Thompson Rivers University - Open Learning (formerly BC Open Learning)  
 0% University of Victoria  
 50% Other

\* Sample size is less than ten, interpret with caution.

NOTE: All percentages are rounded to whole numbers.  
 "n/a" indicates that there are no valid responses for this year.

# A Summary of Survey Results

## Institutions: TRU (2007)

LCPC: CPC Codes (internal institutional codes) (CARP: Residential Construction Certificate)

LCPR: Graduation Status (self-reported) (1: Completed program requirements)

Number of Eligible Students: 11

Number of Respondents: 11

Response Rate: 100%

### Skill Development and College Experience

#### Program Provided Opportunity for:

##### Skill Development

	Of respondents who felt skill was:					not applicable
	applicable					
	Very Well	Well	Adequate	Poor	Very Poor	
Write clearly and concisely	38% *	25% *	38% *	0%	0%	27% *
Speak effectively	44% *	22% *	33% *	0%	0%	18% *
Read and comprehend materials	55% *	9% *	36% *	0%	0%	0%
Work effectively with others	64% *	18% *	18% *	0%	0%	0%
Analyze and problem solve (before '03)	n/a	n/a	n/a	n/a	n/a	n/a
Analyze and think critically	73% *	9% *	18% *	0%	0%	0%
Resolve issues or problems	55% *	27% *	18% *	0%	0%	0%
Use mathematics	73% *	18% *	9% *	0%	0%	0%
Use computers	50% *	0%	50% *	0%	0%	82% *
Use other tools and equipment	73% *	9% *	18% *	0%	0%	0%
Find information (before '04)	n/a	n/a	n/a	n/a	n/a	n/a
Learn on your own	64% *	18% *	18% *	0%	0%	0%
Use entrepreneurial skills (before '04)	n/a	n/a	n/a	n/a	n/a	n/a

##### Personal Development\*\* (not asked in 2005 or 2007)

	Of respondents who felt aspect of development was:					not applicable
	applicable					
	Very Well	Well	Adequate	Poor	Very Poor	
Decide career / education	n/a	n/a	n/a	n/a	n/a	n/a
Manage work effectively	n/a	n/a	n/a	n/a	n/a	n/a
Understand more about yourself	n/a	n/a	n/a	n/a	n/a	n/a
Develop community awareness	n/a	n/a	n/a	n/a	n/a	n/a
Appreciate the arts	n/a	n/a	n/a	n/a	n/a	n/a
Increase understanding of society	n/a	n/a	n/a	n/a	n/a	n/a

#### Satisfaction with Aspects of Your:

##### Program

	Of respondents who felt aspect of program was:					not applicable
	applicable					
	Very Good	Good	Adequate	Poor	Very Poor	
Quality of instruction	64% *	27% *	9% *	0%	0%	0%
Amount of practical experience	73% *	9% *	18% *	0%	0%	0%
Textbooks and learning materials	55% *	27% *	9% *	9% *	0%	0%
Library materials	0%	50% *	50% *	0%	0%	80% *
Quality of computers and software	50% *	0%	50% *	0%	0%	82% *
Quality of other tools / equipment	82% *	9% *	0%	9% *	0%	0%
Availability of instructors	55% *	27% *	18% *	0%	0%	0%
Helpfulness of instructors	55% *	9% *	36% *	0%	0%	0%
Fair assessments (tests, papers)	45% *	9% *	36% *	9% *	0%	0%
Variety of assessments (not asked in '07)	n/a	n/a	n/a	n/a	n/a	n/a
Organization of program	36% *	36% *	9% *	18% *	0%	0%

##### Courses

	Of respondents who felt aspect of courses was:					not applicable
	applicable					
	Very Good	Good	Adequate	Poor	Very Poor	
Being up to date	82% *	9% *	9% *	0%	0%	0%
Covering topics relevant to field	45% *	27% *	27% *	0%	0%	0%
Covering standards used	73% *	27% *	0%	0%	0%	0%
Synthesizing information	50% *	30% *	20% *	0%	0%	9% *
Encouraging to think in new ways	64% *	18% *	9% *	9% *	0%	0%
Opportunity for class discussion	55% *	36% *	9% *	0%	0%	0%
Improve presentation skills (before '04)	n/a	n/a	n/a	n/a	n/a	n/a

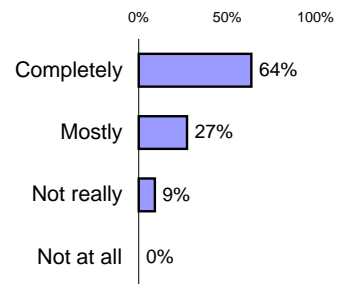
\*Sample size is less than ten, interpret with caution.

NOTE: All percentages are rounded to whole numbers. "n/a" indicates there are no valid responses.

\*\*Personal development questions asked of a 50% sample.

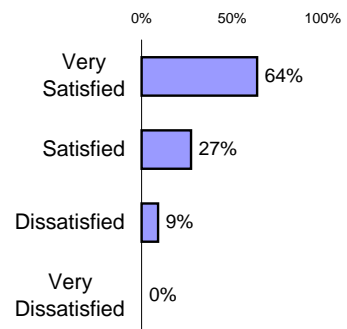
### Overall Satisfaction

#### Was Main Reason for Enrolling Met?



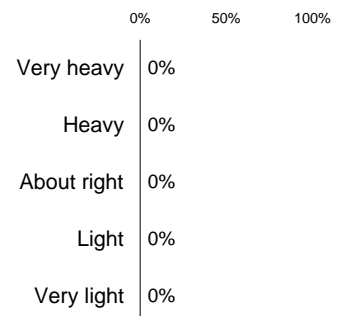
N=11

#### How Satisfied with Education?\*\*\*



N=11

**Workload** (not asked in 2004, 2006; only asked of non-trades training respondents in 2007)



N=

\*\*\*This is a different response scale from previous SORS releases and results CANNOT be compared. A 50% sample was asked in 2004 and 2005 using this new scale, and that data will be shown if reports for those years are produced.

# A Summary of Survey Results

## Institutions: TRU (2007)

LCPC: CPC Codes (internal institutional codes) (CARP: Residential Construction Certificate)

LCPR: Graduation Status (self-reported) (1: Completed program requirements)

Number of Eligible Students: 11  
 Number of Respondents: 11  
 Response Rate: 100%

## Reasons for choosing the institution

**Why did you choose the institution?** (First asked in 2006; question wording changed slightly in 2007)

67% It is in the region where I live

n/a Availability of program

n/a Program unique to this institution

n/a Reputation of institution / went there before

n/a Reputation of program

n/a Less expensive

17% I was accepted into this institution

17% Location of institution

n/a Transferability of course or program

n/a Employer sent me

n/a Length of program / convenient schedule

n/a Small institution or class size

n/a Other

## Jobs Obtained

### 10 Most Common Training-Related Occupations

		Skill Level Equivalent	Employed in This Occupation	% of those Employed ***	Median Hourly Wage**	Median Weekly Hours Worked
7271	Carpenters	College	5 *	56%	\$ 18	40
7611	Construction Trades Helpers	Short Train	1 *	11%	n/a	35
0712	Residential Home Builders & Renovators	Managemen	1 *	11%	n/a	40

**All Training-Related Occupations**

7 \* 78% \$ 16 40

**Unrelated Occupations**

2 \* 22% n/a n/a

**Unclassified Occupations**

0 0% n/a n/a

**Total Currently Employed**

9 \* 100% \$ 18 40

**Total Not Currently Employed**

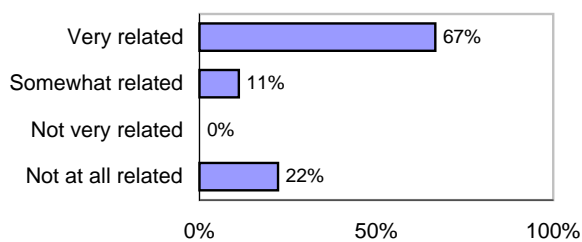
1 \*

**Total in Labour Market**

10

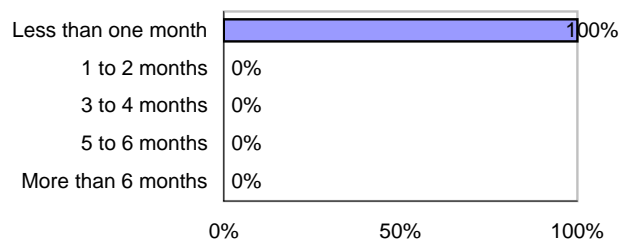
Of Those Currently Employed:

Relationship of Employment to Training



N=9

How Long Did it Take to Find Current Training-Related Employment?



N=6

\* Sample size is less than ten, interpret with caution.

\*\* Hourly wage data not available before 2005.

"n/a" indicates there are no valid responses

NOTE: All percentages are rounded to whole numbers.

\*\*\*Percentage is out of all employed, not just those employed in training-related jobs.