

# A Summary of Survey Results

## Institutions: TRU (2007)

LCPC: CPC Codes (internal institutional codes) (CAJO: Joinery Trade Entry Certificate)

LCPR: Graduation Status (self-reported) (1: Completed program requirements)

Number of Eligible Students: 10

Number of Respondents: 10

Response Rate: 100%

## Description of Survey Respondents

### Demographics

	Of Eligible Students:	Of Respondents:
Male	80% *	80% *
Female	20% *	20% *

Median age (yrs) 32.0 32.0

Aboriginal 10% \*

### Previous Education

Completed high school (not asked in 2005, 2006)	90% *
Of Those With a Previous Credential (not asked in 2004, 2006) N=4	
Certificate or diploma	100%
Degree (university)	

### Respondents' Reason For Enrolling

Job skills	70% *
Credential	20% *
Credential & job skills	10% *
Other	0%

### Graduation Status

Completed requirements for program credential	100%
---	------

## Employment Outcomes

### Of Valid Responses:

100%	in the labour force
90% *	employed

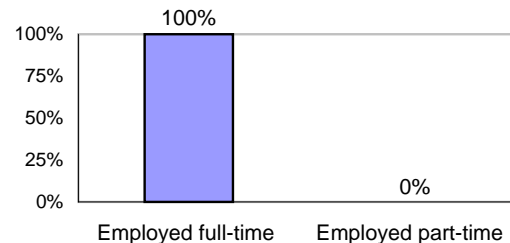
### Of Those in the Labour Force:

10% *	unemployed
-------	------------

### Of Those Employed:

89% *	employed in a <b>permanent</b> job
100% *	employed in a <b>training-related</b> job
11% *	had current job before/during studies

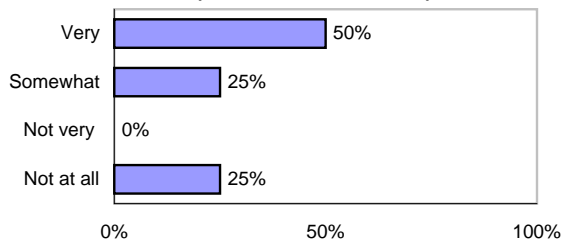
Of Employed Respondents Either Employed Full- or Part-Time: N=8



n/a \* gross median monthly salary of **full-time** main job  
 \$14 gross median hourly wage of main job  
 (Obtained hourly wage data since 2005. Monthly salary data only available before 2005.)

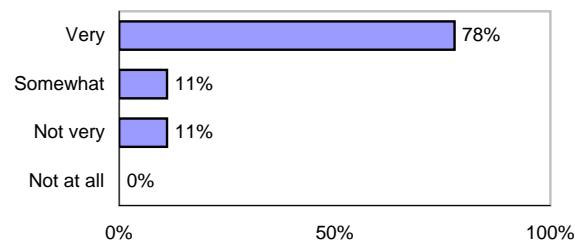
## Usefulness of Studies

### Usefulness of Education in Getting Job (obtained after studies)



N=8

### Usefulness of Knowledge and Skill Gain in Performing Job\*\*



N=9

\* Sample size is less than ten, interpret with caution.

\*\*\*Indicates the data are not shown to preserve confidentiality.

\*\* In 2003 and 2002, a 25% sample was asked this question. Before 2002, this question was not asked.

NOTE: All percentages are rounded to whole numbers.

# A Summary of Survey Results

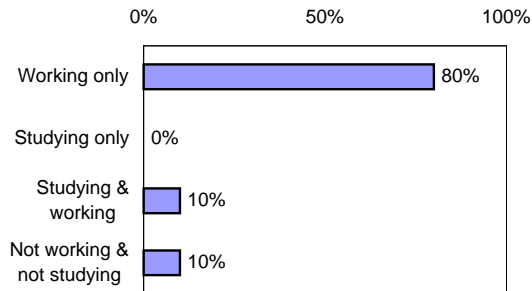
## Institutions: TRU (2007)

LCPC: CPC Codes (internal institutional codes) (CAJO: Joinery Trade Entry Certificate)  
 LCPR: Graduation Status (self-reported) (1: Completed program requirements)

Number of Eligible Students: 10  
 Number of Respondents: 10  
 Response Rate: 100%

## Current Activity

Of *All Respondents*:



Of Respondents *Both Working and Studying*:

100% \* employed full-time and studying  
 0% employed part-time and studying  
 0% considered themselves to be a worker rather than a student  
 100% \* considered themselves to be a student rather than a worker

## Further Education Outcomes

Of *Valid Responses*:

10% were currently studying  
 20% have taken further studies (including those still attending the same institution)

Of *Those Who Have Taken Further Studies*  
 (including those still attending): N=2

50% have taken further studies at a BC public post-secondary institution

Of Respondents *Who Expected to Transfer Credits*:

n/a received the expected course transfer credits  
 n/a felt **satisfied** or **very satisfied** with the transfer experience

Of *Those Who Have Taken Related Further Studies*  
 (including those still attending): N = 1

100% \* felt **very well prepared** for further study  
 0% felt **somewhat prepared** for further study

### Where are you studying or where did you take further studies?

#### BC Public Post-Secondary Institutions

0% BCIT  
 0% Camosun College  
 0% Capilano College  
 0% College of New Caledonia  
 0% College of the Rockies  
 0% Douglas College  
 0% Emily Carr Institute of Art and Design  
 0% Institute of Indigenous Government  
 0% Justice Institute of BC  
 0% Langara College  
 0% Nicola Valley Institute of Technology  
 0% North Island College  
 0% Northern Lights College  
 0% Northwest College  
 50% Okanagan College (formerly Okanagan Univ. College)  
 0% Selkirk College  
 0% Vancouver Community College

0% University College of the Fraser Valley  
 0% Kwantlen University College  
 0% Malaspina University-College  
 0% University of British Columbia / UBC Okanagan  
 0% University of Northern British Columbia  
 0% Simon Fraser University  
 0% Royal Roads University  
 0% Thompson Rivers University (formerly Univ. College of the Cariboo)  
 0% Thompson Rivers University - Open Learning (formerly BC Open Learning)  
 0% University of Victoria

50% Other

\* Sample size is less than ten, interpret with caution.

NOTE: All percentages are rounded to whole numbers.  
 "n/a" indicates that there are no valid responses for this year.

# A Summary of Survey Results

## Institutions: TRU (2007)

LCPC: CPC Codes (internal institutional codes) (CAJO: Joinery Trade Entry Certificate)

LCPR: Graduation Status (self-reported) (1: Completed program requirements)

Number of Eligible Students: 10

Number of Respondents: 10

Response Rate: 100%

### Skill Development and College Experience

#### Program Provided Opportunity for:

##### Skill Development

	Of respondents who felt skill was:						not applicable
	applicable					Very Poor	
	Very Well	Well	Adequate	Poor	Very Poor		
Write clearly and concisely	25% *	50% *	25% *	0%	0%	60% *	
Speak effectively	67% *	33% *	0%	0%	0%	70% *	
Read and comprehend materials	25% *	75% *	0%	0%	0%	20% *	
Work effectively with others	50% *	40% *	10% *	0%	0%	0%	
Analyze and problem solve (before '03)	n/a	n/a	n/a	n/a	n/a	n/a	
Analyze and think critically	40% *	50% *	10% *	0%	0%	0%	
Resolve issues or problems	40% *	50% *	10% *	0%	0%	0%	
Use mathematics	30% *	40% *	30% *	0%	0%	0%	
Use computers	56% *	33% *	11% *	0%	0%	10% *	
Use other tools and equipment	90% *	10% *	0%	0%	0%	0%	
Find information (before '04)	n/a	n/a	n/a	n/a	n/a	n/a	
Learn on your own	60% *	20% *	20% *	0%	0%	0%	
Use entrepreneurial skills (before '04)	n/a	n/a	n/a	n/a	n/a	n/a	

##### Personal Development\*\* (not asked in 2005 or 2007)

	Of respondents who felt aspect of development was:					not applicable
	applicable					
	Very Well	Well	Adequate	Poor	Very Poor	
Decide career / education	n/a	n/a	n/a	n/a	n/a	n/a
Manage work effectively	n/a	n/a	n/a	n/a	n/a	n/a
Understand more about yourself	n/a	n/a	n/a	n/a	n/a	n/a
Develop community awareness	n/a	n/a	n/a	n/a	n/a	n/a
Appreciate the arts	n/a	n/a	n/a	n/a	n/a	n/a
Increase understanding of society	n/a	n/a	n/a	n/a	n/a	n/a

#### Satisfaction with Aspects of Your:

##### Program

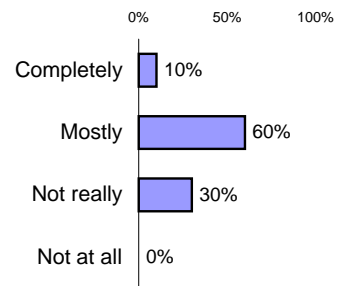
	Of respondents who felt aspect of program was:					
	applicable					not applicable
	Very Good	Good	Adequate	Poor	Very Poor	
Quality of instruction	80% *	20% *	0%	0%	0%	0%
Amount of practical experience	60% *	20% *	20% *	0%	0%	0%
Textbooks and learning materials	20% *	40% *	30% *	10% *	0%	0%
Library materials	0%	100% *	0%	0%	0%	90% *
Quality of computers and software	40% *	40% *	20% *	0%	0%	0%
Quality of other tools / equipment	70% *	30% *	0%	0%	0%	0%
Availability of instructors	71% *	14% *	14% *	0%	0%	30% *
Helpfulness of instructors	75% *	25% *	0%	0%	0%	20% *
Fair assessments (tests, papers)	30% *	50% *	20% *	0%	0%	0%
Variety of assessments (not asked in '07)	n/a	n/a	n/a	n/a	n/a	n/a
Organization of program	50% *	30% *	20% *	0%	0%	0%

##### Courses

	Of respondents who felt aspect of courses was:					not applicable
	applicable					
	Very Good	Good	Adequate	Poor	Very Poor	
Being up to date	75% *	25% *	0%	0%	0%	11% *
Covering topics relevant to field	60% *	40% *	0%	0%	0%	0%
Covering standards used	40% *	40% *	20% *	0%	0%	0%
Synthesizing information	30% *	60% *	10% *	0%	0%	0%
Encouraging to think in new ways	40% *	60% *	0%	0%	0%	0%
Opportunity for class discussion	50% *	40% *	10% *	0%	0%	0%
Improve presentation skills (before '04)	n/a	n/a	n/a	n/a	n/a	n/a

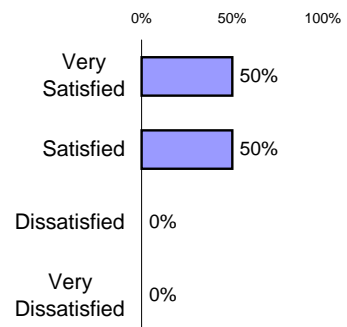
### Overall Satisfaction

#### Was Main Reason for Enrolling Met?




N=10

#### How Satisfied with Education?\*\*\*



N=10

**Workload** (not asked in 2004, 2006; only asked of non-trades training respondents in 2007)



N=

\*Sample size is less than ten, interpret with caution.

NOTE: All percentages are rounded to whole numbers. "n/a" indicates there are no valid responses.

\*\*Personal development questions asked of a 50% sample.

\*\*\*This is a different response scale from previous SORS releases and results CANNOT be compared. A 50% sample was asked in 2004 and 2005 using this new scale, and that data will be shown if reports for those years are produced.

# A Summary of Survey Results

## Institutions: TRU (2007)

LCPC: CPC Codes (internal institutional codes) (CAJO: Joinery Trade Entry Certificate)

LCPR: Graduation Status (self-reported) (1: Completed program requirements)

Number of Eligible Students: 10  
 Number of Respondents: 10  
 Response Rate: 100%

## Reasons for choosing the institution

**Why did you choose the institution?** (First asked in 2006; question wording changed slightly in 2007)

- 40% It is in the region where I live
- n/a Availability of program
- n/a Program unique to this institution
- n/a Reputation of institution / went there before
- n/a Reputation of program
- 20% Less expensive
- n/a I was accepted into this institution
- 20% Location of institution
- n/a Transferability of course or program
- n/a Employer sent me
- n/a Length of program / convenient schedule
- 20% Small institution or class size
- n/a Other

## Jobs Obtained

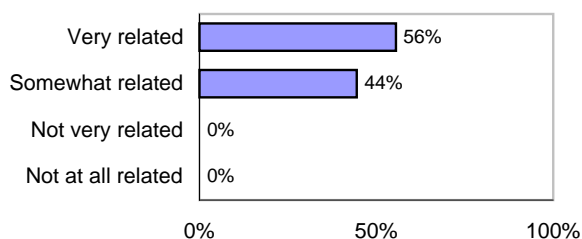
### 10 Most Common Training-Related Occupations

		Skill Level Equivalent	Employed in This Occupation	% of those Employed ***	Median Hourly Wage**	Median Weekly Hours Worked
7272	Cabinetmakers	College	4 *	44%	n/a	40
9493	Other Wood Products Assemblers & Inspectors	Secondary	2 *	22%	n/a	35
7611	Construction Trades Helpers	Short Train	1 *	11%	n/a	0
7271	Carpenters	College	1 *	11%	n/a	40
7421	Heavy Equipment Operators	Secondary	1 *	11%	n/a	45

<b>All Training-Related Occupations</b>	9 *	100%	\$	14	40
<b>Unrelated Occupations</b>	0	0%		n/a	n/a
<b>Unclassified Occupations</b>	0	0%		n/a	n/a
<b>Total Currently Employed</b>	<b>9 *</b>	<b>100%</b>	<b>\$</b>	<b>14</b>	<b>40</b>
<b>Total Not Currently Employed</b>	<b>1 *</b>				
<b>Total in Labour Market</b>	<b>10</b>				

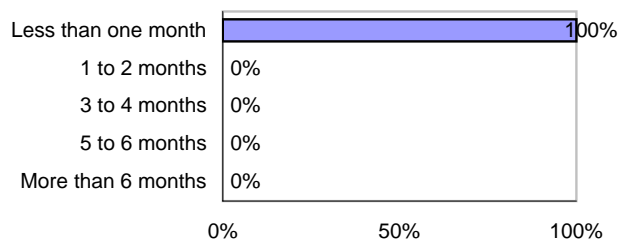
Of Those Currently Employed:

Relationship of Employment to Training



N=9

How Long Did it Take to Find Current Training-Related Employment?



N=8

\* Sample size is less than ten, interpret with caution.

\*\* Hourly wage data not available before 2005.

"n/a" indicates there are no valid responses

NOTE: All percentages are rounded to whole numbers.

\*\*\*Percentage is out of all employed, not just those employed in training-related jobs.