

Apprenticeship - A Summary of Survey Results

Institutions: TRU (2009)

LCPC: CPC Codes (internal institutional codes) (PLUMAPP: Plumbing Apprentices)

Number of Eligible Students: 15
 Number of Respondents: 12
 Response Rate: 80%

Former Students

<i>Demographics</i>		
	<i>Of Eligible Students:</i>	<i>Of Respondents:</i>
Male	100%	100%
Female	0%	0%
Median age (yrs)	31	32
Aboriginal		8%

<i>Previous Education</i>	
Completed high school	100%
In high school Apprenticeship program	0%
Took entry-level trades, trades foundation course, or pre-apprenticeship training (only available for 2006 onwards)	25%
Other previous post-secondary education	42%

<i>Of Those With Previous Credentials</i>	
Trades Qualification (TQ), Certificate of Qualification (CQ), or Inter-Provincial (IP) certification in a different field	0%
Trades program citation, certificate or diploma	0%
Non-trades college, university college or institute certificate, diploma or associate degree	100%
University certificate, or diploma below bachelor level	0%
Baccalaureate degree(s)	0%
University degrees or certificate/diploma above bachelor level	0%

<i>Of Valid Responses:</i>	
0%	Have taken further studies

Employment Outcomes

<i>Of Valid Responses:</i>	
100%	In the labour force
100%	Employed

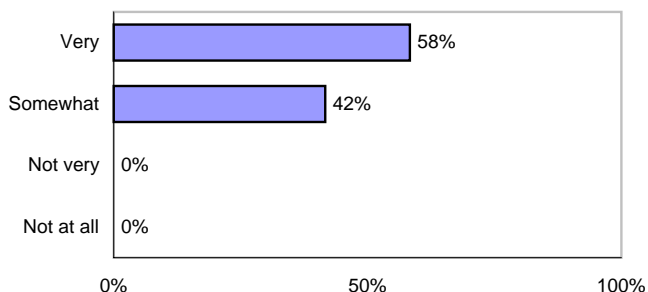
<i>Of Those in the Labour Force:</i>	
0%	Unemployed

<i>Of Those Employed:</i>	
90%	Employed in a permanent job
92%	Employed in a training-related job

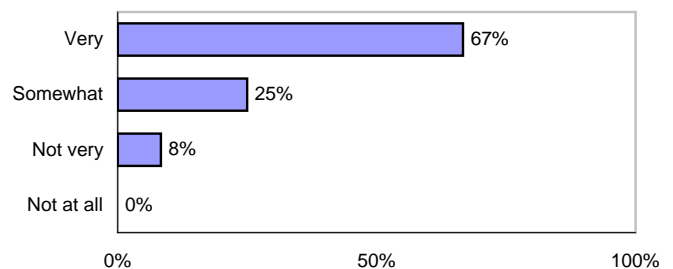
100%	Employed full time
0%	Employed part time
\$30	Gross median hourly wage of main job

Of Those Currently Employed:

How useful have the knowledge and skills you gained in your training at your institution been in performing your job?



How related is your main job to the training you took?



** To preserve confidentiality, the data are not shown.

"n/a" indicates there are no valid responses.
 NOTE: All percentages are rounded to whole numbers.

A Summary of Survey Results

Institutions: TRU (2009)

LCPC: CPC Codes (internal institutional codes) (PLUMAPP: Plumbing Apprentice)

Number of Eligible Students: 15
 Number of Respondents: 12
 Response Rate: 80%

In-School Experience

At what level did you begin your in-school apprenticeship training?

- 92% Level (or year) 1
- 8% Level (or year) 2
- 0% Level (or year) 3
- 0% Level (or year) 4
- 0% Level (or year) 5
- 0% Other

Of Valid Responses:

- 33% Relocated to attend school
- 100% Received Trades Qualification (TQ), Certificate of Qualification (CQ) or Inter-Provincial (IP) certification

Could you please tell me who paid for your in-school training?

This includes paying for tuition, relocation costs, text books, etc. (mark all that apply)

- 100% Myself
- 8% Employer
- 0% Union or other association
- 25% Employment insurance
- 0% Indian band funding
- 0% Other government, including ITA (Industry Training Authority)
- 0% Bursary or scholarship
- 0% Training was free
- 0% Parents / Family
- 0% Other

Why did you choose the institution? (one reason only)

Only asked in 2007

- 0% It is in the region where I live
- 0% Availability of program
- 0% Program unique to this institution
- 0% Reputation of institution / went there before
- 0% Reputation of program
- 0% Less expensive
- 0% I was accepted into this institution
- 0% Location of institution
- 0% Transferability of course or program
- 0% Employer sent me there
- 0% Length of program / convenient schedule
- 0% Small institution or class size
- 0% Reputation of instructors
- 0% Other

Why did you choose the institution? (select up to 3 options)

Changed in 2009 to "Select 3 options" instead of "Choose all that apply"

- 50% It is in the region where I live
- 8% Availability of program
- 0% Program unique to this institution
- 25% Reputation of institution / went there before
- 17% Reputation of program
- 0% Less expensive
- 0% I was accepted into this institution
- 25% Location of institution
- 0% Transferability of course or program
- 8% Employer sent me there
- 0% Length of program / convenient schedule
- 0% Small institution or class size
- 0% Reputation of instructors
- 0% Other

Skill Development

How well students were prepared to:

	Percentage of respondents who felt skill was applicable:					Not applicable
	Very Well	Well	Adequate	Poorly	Very Poorly	
Write clearly and concisely	11%	67%	11%	0%	11%	25%
Speak effectively	29%	43%	0%	14%	14%	42%
Work effectively with others	55%	36%	9%	0%	0%	8%
Analyze and think critically	33%	50%	8%	8%	0%	0%
Resolve issues or problems	33%	42%	8%	8%	8%	0%
Use mathematics	73%	27%	0%	0%	0%	8%
Use computers	20%	20%	0%	40%	20%	58%
Use other tools and equipment	58%	25%	8%	0%	8%	0%
Learn on your own	50%	50%	0%	0%	0%	0%
Read and comprehend materials	42%	50%	0%	8%	0%	0%

** To preserve confidentiality, the data are not shown.

"n/a" indicates there are no valid responses.
 NOTE: All percentages are rounded to whole numbers.

A Summary of Survey Results

Institutions: TRU (2009)

LCPC: CPC Codes (internal institutional codes) (PLUMAPP: Plumbing Apprentice)

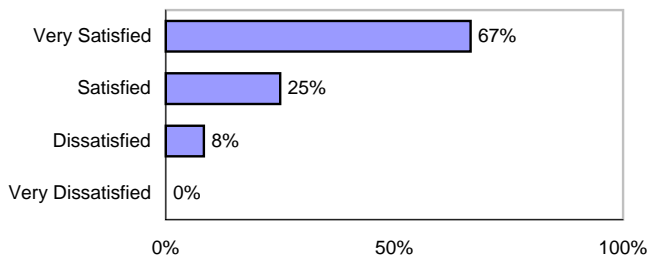
Number of Eligible Students: 15
 Number of Respondents: 12
 Response Rate: 80%

In-School Experience, continued

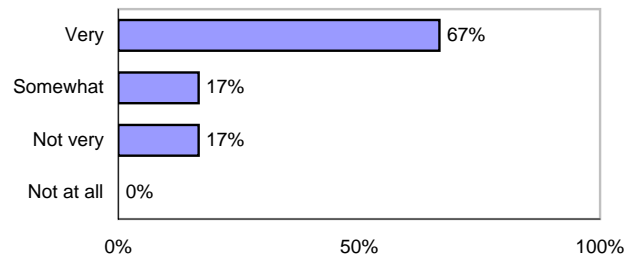
Aspects of Program How did students rate:	Percentage of respondents who felt aspect was applicable:					Not applicable
	Very Good	Good	Adequate	Poor	Very Poor	
Quality of instruction	75%	17%	0%	8%	0%	0%
Organization of program	67%	25%	0%	8%	0%	0%
Amount of practical experience	17%	58%	17%	0%	8%	0%
Textbooks and learning materials	25%	33%	42%	0%	0%	0%
Library materials	20%	20%	40%	0%	20%	58%
Availability of instructors for course help	58%	33%	8%	0%	0%	0%
Quality of computers and software	29%	43%	14%	0%	14%	42%
Quality of other tools and equipment	42%	58%	0%	0%	0%	0%
Variety of assessments	33%	67%	0%	0%	0%	0%
Fair assessments (tests, papers, projects)	58%	33%	0%	8%	0%	0%
Helpfulness of instructors	83%	8%	8%	0%	0%	0%

Aspects of Courses How did students rate:	Percentage of respondents who felt aspect was applicable:					Not applicable
	Very Good	Good	Adequate	Poor	Very Poor	
Courses were up to date	33%	33%	25%	8%	0%	0%
Covering topics relevant to field	33%	42%	17%	8%	0%	0%
Covering standards used in field	42%	33%	17%	8%	0%	0%

How satisfied are you with the education you received?



How useful have the knowledge and skills you gained from your training been in preparing you to write the TQ, CQ or IP certification examination?



Workplace Experience

How many different employers did you have during your apprenticeship?

- 25% 1 employer
- 50% 2 employers
- 25% 3 or more employers

How many months did you spend actively looking for a sponsor for your apprenticeship?

- 75% Less than 1 month
- 8% 1 to 2 months
- 0% 3 to 4 months
- 8% 5 to 6 months
- 8% 7 to 12 months
- 0% more than 1 year

** To preserve confidentiality, the data are not shown.

"n/a" indicates there are no valid responses.
 NOTE: All percentages are rounded to whole numbers.

A Summary of Survey Results

Institutions: TRU (2009)

LCPC: CPC Codes (internal institutional codes) (PLUMAPP: Plumbing Apprentices)

Number of Eligible Students: 15
 Number of Respondents: 12
 Response Rate: 80%

Workplace Experience, continued

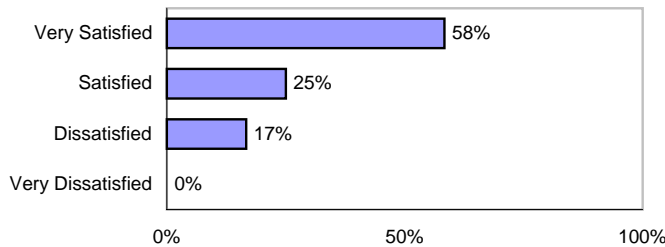
Aspects of Workplace Experience

How did students rate:

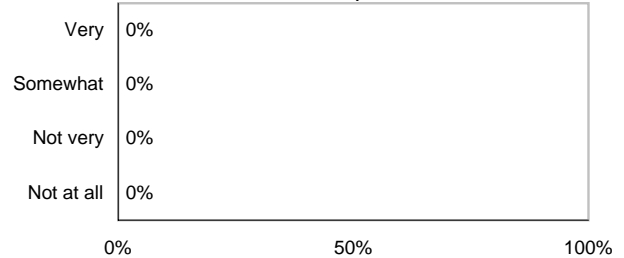
Exposure to a variety of equipment
 Appropriate variety of duties
 Quality of teaching or mentoring provided
 Skills taught on the job
 Opportunity to experience all aspects of the trade

	Percentage of respondents who felt aspect was applicable:					Not applicable
	Very Good	Good	Adequate	Poor	Very Poor	
Exposure to a variety of equipment	33%	33%	25%	8%	0%	0%
Appropriate variety of duties	33%	42%	17%	8%	0%	0%
Quality of teaching or mentoring provided	50%	17%	17%	0%	0%	0%
Skills taught on the job	42%	42%	0%	17%	0%	0%
Opportunity to experience all aspects of the trade	8%	58%	17%	8%	8%	0%

How satisfied are you with the overall workplace training experience?



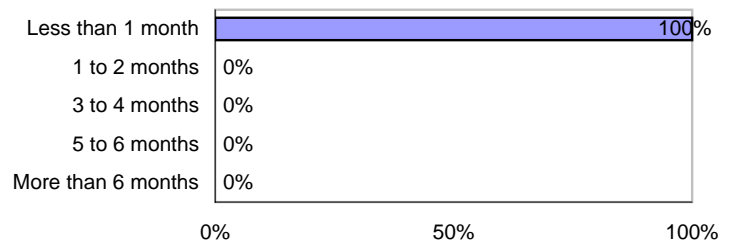
How useful have the knowledge and skills you gained on the job during your apprenticeship been in preparing you to write the TQ or IP exam (not asked in 2009)?



Jobs Obtained

Of those currently employed, 92% said their main job was very or somewhat related to their training

How long did it take you to find your current training-related job?



Most Common Training-Related Occupations

7251 Plumbers
 7213 Contractors & Supervisors-Pipefitting Trades
 6663 Janitors & Building Supervisors

Skill Level Equivalent	# Employed in This Occupation	% of those Employed ***	Median Hourly Wage	Median Weekly Hours Worked
College	8 *	67%	\$ 30	40
College	2 *	17%	**	48
Short Train	1 *	8%	**	40

All Training-Related Occupations
 Unrelated Occupations
 Unclassified Occupations
 Total Currently Employed
 Total Not Currently Employed
 Total in Labour Market

11	92%	\$ 30	40
1	8%	**	**
0	0%	n/a	n/a
12	100%	\$ 30	40
0			
12			

** To preserve confidentiality, the data are not shown.

***Percentage is out of all employed, not just those employed in training-related jobs.

"n/a" indicates there are no valid responses.
 NOTE: All percentages are rounded to whole numbers.